



***Expedited System Impact Study for
Generation Interconnection Request***

GEN-2004-008

SPP Tariff Studies

(#GEN-2004-008)

August 2004

Executive Summary

<OMITTED TEXT>Customer has requested an Expedited System Impact Study to evaluate a proposal to add up to 900MW of generation in northern Platte County, MO. The requested in-service date is June 1, 2009.

The Customer has proposed the addition of 900MW of coal-fired generation at the site. The unit will be interconnected to the existing Kansas City Power and Light (KCPL) Iatan 345kV substation.

The network upgrade requirements include expansion of the Iatan 345kV bus and installation of six (6) new 345kV circuit breakers. This expansion would provide terminals for the unit and start/standby transformers and a line terminal position for a new Iatan-Nashua 345kV circuit necessary for the generation interconnection. The ratings of the new Iatan-Nashua 345kV circuit will be at least 1099MVA normal and 1251MVA emergency.

The network upgrades outside of the Iatan 345kV substation are required to alleviate the contingency overloading on the 345kV and 161kV transmission system that results from the additional generation. A new 345/161kV transformer installation at Nashua in conjunction with the proposed Iatan-Nashua 345kV circuit eliminates the contingency overloading of the Iatan-St. Joe 345kV circuit and Iatan-Stranger Creek 345kV circuit along with several surrounding 161kV overloads due to contingency events.

The total estimated cost of the required network upgrades for interconnection are \$30,312,000 including work at both Iatan and Nashua substations, Iatan to Nashua 345kV line, and the 345/161kV Nashua transformer.

Short circuit analysis will be performed as part of the Facility Study performed by the Transmission Owner if the customer wishes to proceed.

Transient stability analysis indicates that for more probable disturbances with normal fault clearing times, system stability is maintained. With the occurrence of a less probable, extreme fault condition at the Iatan bus, in which fault clearing is delayed due to stuck breaker conditions, the Iatan and Customer units are unstable if the proposed Iatan-Nashua 345kV line is not built. If the Iatan-Nashua 345kV line is in service, the units remain stable for a stuck breaker condition at Iatan. Equipment at the Iatan substation is equipped with independent pole tripping to reduce the likelihood of delayed clearing of the three-phase fault condition. New equipment for the interconnection facilities should include similar operational capability, and out-of-step relaying is recommended for equipment protection.

Transmission Service is not analyzed during the interconnection impact study. ***A separate study analyzing the impacts caused by addition of the generation and the associated transmission service is attached in Attachment 1.***

[***Click Here to View Attachment 1 --Transmission Service Study***](#)

1. Introduction

1.1 Project Description

<OMITTED TEXT>Customer has requested a System Impact Study to evaluate a proposal to add up to 900MW of generation in northern Platte County, MO. The requested generation addition is for a 900MW coal-fired unit at the customer's site adjacent to the existing KCPL 345kV substation. The requested in-service date is June 1, 2009.

1.2 Study Methodology

The Interconnection System Impact Study investigates the effect of new generation on system performance during normal and contingency conditions. Deliverability of power to final customers is not analyzed. Those facilities that are affected only by the interconnection of the generation are analyzed in the Interconnection System Impact Study. Separate studies evaluate the impact of deliverability of the plants output.

[*Click Here to View Attachment 1 --Transmission Service Study*](#)

Comparison of the base case, which excludes the proposed facilities, to the study case, which includes the proposed Customer unit, reveals any system constraints that result from the proposed generation addition. The analysis cases are based on the 2005 April Minimum, 2007 summer peak, 2007 winter peak, 2010 summer peak and 2010 winter peak to address the different seasonal loading conditions of the system. The proposed plant is modeled at maximum output of 900MW for all study cases.

The proposed plant is to be located in the Kansas City Power & Light (KCPL) control area. In order to determine the impact on facilities based only on the interconnection of the facility, a single sink for the plants output is not studied. The plants output is allocated to KCPL and the rest of the SPP area footprint on a pro rata basis.

Full AC contingency analysis (ACCC) is used to investigate the limiting constraints of the transmission system during contingency events. The analysis is performed using Shaw PTI's PSS/E v. 29.5. Comparisons are made between the cases with and without the Customer generation in service in order to identify the severity and cause of the overloading conditions. All branches in the KCPL and surrounding control areas above 69kV and all ties with KCPL are monitored for overloads exceeding 100% of emergency rating (Rate B). A TDF of 3% is required before a facility is flagged as impacted. Buses are monitored for voltage deviations exceeding +/- 5% of nominal.

2. Powerflow Analysis

2.1 2005 April Minimum

The 2005 April Minimum study case is used to evaluate light loading conditions and the effect of the added generation. It is likely that load levels and facilities will be different from the 2005 season when the generating unit enters service. However, the 2005 April Minimum case will provide insight into what will occur during light load conditions.

Added generation at the Customer facility results in no base case overloads on the transmission system. Prior to the addition of the proposed network upgrades, several transmission facilities were overloaded due to contingencies. After addition of the proposed network upgrades, no overloading occurs as a result of outages of transmission facilities in the 2005 April Minimum case.

2.2 2007 Summer Peak

The 2007 Summer Peak study case is used to evaluate summer peak loading conditions and the effect of the added generation. It is likely that load levels and facilities will be different from the 2007 season when the generating unit enters service. However, the 2007 Summer Peak case will provide insight into what will occur during summer peak loading conditions and the reasons for overloads in later seasons.

Added generation at the Customer facility results in no base case overloads on the transmission system. Prior to the addition of the proposed network upgrades, several transmission facilities were overloaded due to contingencies. After addition of the proposed network upgrades, no overloading occurs as a result of outages of transmission facilities in the 2007 Summer Peak case.

2.3 2007 Winter Peak

Added generation at the Customer facility results in no base case overloads on the transmission system. Prior to the addition of the proposed network upgrades, several transmission facilities were overloaded due to contingencies. After addition of the proposed network upgrades, no overloading occurs as a result of outages of transmission facilities in the 2007 Winter Peak case.

2.4 2010 Summer Peak

Added generation at the Customer facility results in no base case overloads on the transmission system. Prior to the addition of the proposed network upgrades, several transmission facilities were overloaded due to contingencies. After addition of the proposed network upgrades, some overloading still occurs as a result of outages of transmission facilities in the 2010 Summer Peak case. The table below documents the KCPL facilities impacted by the addition of the generation after the proposed network upgrades are added.

Facility Name	SIS Rate B	Base Case Loading	Transfer Case Loading	%TDF	Outage Contingency	Solution	Cost
SOUTHTOWN -- WINCHESTER JUNCTION SOUTH 161 KV	224	90.2%	104.2%	3.5%	STRANGER CREEK -- CRAIG 345kV	Replace WT at Southtown	6000
BLUE VALLEY -- WINCHESTER JUNCTION SOUTH 161 KV	224	95.1%	109.1%	3.5%	STRANGER CREEK -- CRAIG 345kV	Replace WT at Blue Valley	6000
Total Estimated Cost							12,000

2.5 2010 Winter Peak

Added generation at the Customer facility results in no base case overloads on the transmission system. Prior to the addition of the proposed network upgrades, several transmission facilities were overloaded due to contingencies. After addition of the proposed network upgrades, no overloading occurs as a result of outages of transmission facilities in the 2010 Winter Peak case.

3. Interconnection Network Upgrades

3.1 Interconnection Substation

The Customer plant will be interconnected with the 345kV transmission system at the latan substation in northern Platte County, MO. The existing 345kV bus will be expanded to accommodate the new generating unit and two (2) unit auxiliary transformers. Six (6) 345kV circuit breakers will be added to accommodate the new unit and additional 345kV line terminal for the proposed latan-Nashua line. The new latan-Nashua line is necessary to relieve the contingency overloads on the existing

circuits at the point of the interconnection due to the increased generation. The estimated cost of the interconnection substation work is \$5,300,000.

3.2 Iatan-Nashua 345kV line

The combined output of 1570MW from the Customer and the Iatan #1 plants will be injected into the grid at the Iatan substation. Presently, the Iatan-St. Joe 345kV line and the Iatan-Stranger Creek 345kV line exit the Iatan substation. The Iatan-St. Joe circuit is rated at 956MVA and the Iatan-Stranger Creek 345kV line is rated at 1099MVA. Loss of either line results in overloading of the remaining circuit. The Iatan-St. Joe line is particularly susceptible to overloading by a number of contingencies because of the limited capability. A third 345kV circuit exiting the Iatan substation is required to inject the proposed plant's output into the grid and will be included as part of the direct-assignment interconnection facilities. The new circuit would carry a significant portion of the combined plant output under normal conditions and would alleviate the overloading of the Iatan-St. Joe line and the Iatan-Stranger Creek line during contingency events. The estimated cost of the Iatan-Nashua 345kV circuit is \$15,000,000.

3.3 Nashua 345/161kV Transformer

The 161kV transmission lines that deliver power from the 345/161kV interface at Craig substation experience contingency overloading as well. Analysis indicates that the third circuit from Iatan should be tied into the Hawthorn-St. Joe 345kV line at Nashua with a 600MVA transformer to the Nashua 161kV bus. A Nashua 345/161kV transformer eliminates the overloads at Craig and reduces the loading on the Nashua-Hawthorn 345kV line. This transformer and associated substation construction will be included as part of the network upgrades. The estimated cost of the Nashua substation and the 345/161kV Nashua transformer is \$10,000,000.

3.4 161kV Upgrades

After the installation of the proposed Network Upgrades mentioned above, two 161kV facilities still show overloading due to contingency analysis. The 161kV line from Blue Valley to Winchester Junction South and the line from Winchester Junction South to Southtown both show an overload after outage of the Stranger Creek to Craig 345kV line. Upgrade of these facilities will include replacement of wave traps at both Blue Valley and Southtown. This will increase the emergency summer rating from 224MVA to 335MVA. The estimated cost of these upgrades is \$12,000.

The preliminary cost estimates for the network upgrade facilities are listed in Table 1 below. An estimated project schedule will be included in the Facility Study.

Table 1 – Summary of Network Upgrade Costs for Interconnection

Stand Alone Network Upgrades	
Description	Cost
Iatan 345kV substation facilities and equipment to facilitate interconnection	\$5,300,000
Total Stand Alone Network Upgrades	\$5,300,000

Other Required Network Upgrades	
Description	Cost
New Iatan-Nashua line (27.5 mi.)	\$15,000,000
Nashua substation work and 345/161kV transformer	\$10,000,000
Southtown -- Winchester Junction South 161kV	\$6,000
Blue Valley -- Winchester Junction South 161kV	\$6,000
Total Other Required Network Upgrades	\$25,012,000
Total Required Network Upgrades	
	\$30,312,000

Other facilities may be required depending on the results of the Transmission Service study performed separately and attached to this study. The facilities mentioned above are required only for interconnection of the generation facility.

4. Short Circuit Analysis

A short circuit study will be conducted by KCPL as part of the Facility Study to determine if fault current levels exceed equipment ratings at KCPL facilities.

5. Transient Stability Analysis

Transient Stability analysis was performed to verify dynamic system response to disturbances on the system using the 2010 summer peak model. The customer provided the machine data for the proposed Customer plant. Typical values were provided for a 1000kVA generator with an ESST4B exciter. This data was used to create a PTI dynamics model for the Customer plant.

The machine data for the remaining system was obtained from the current SPP dynamics data files modified to include all previously queued plants proposed for the study period. Selected fault scenarios were applied with clearing times specified in accordance with KCPL Planning Criteria. Single phase and three phase fault conditions were tested at the interconnection point and machines in the KCPL, WERE, MIPU, NPPD, OPPD, and KACY control areas were monitored for stability. Analysis of stuck breaker events was included to examine the effects of extreme disturbances. A list of the faults applied is in Table 4 below.

Table 4 Selected Faults

Fault #	Fault Description
FLT_1_1PH	Single Phase fault at Stranger Creek on the Stranger Creek -- Iatan 345kV line
FLT_1_3PH	Three Phase fault at Stranger Creek on the Stranger Creek -- Iatan 345kV line
FLT_2_1PH	Single Phase fault at St. Joe on the St. Joe -- Iatan 345kV line
FLT_2_3PH	Three Phase fault at St. Joe on the St. Joe -- Iatan 345kV line
FLT_3_1PH	Single Phase fault at Stranger Creek on the Stranger Creek -- Craig 345kV line
FLT_3_3PH	Three Phase fault at Stranger Creek on the Stranger Creek -- Craig 345kV line
FLT_4_1PH	Single Phase fault at Stranger Creek on the Stranger Creek -- Hoyt 345kV line
FLT_4_3PH	Three Phase fault at Stranger Creek on the Stranger Creek -- Hoyt 345kV line
FLT_5_1PH	Single Phase fault at St. Joe on the St. Joe -- Cooper 345kV line
FLT_5_3PH	Three Phase fault at St. Joe on the St. Joe -- Cooper 345kV line
FLT_6_1PH	Single Phase fault at St. Joe on the St. Joe -- Fairport 345kV line
FLT_6_3PH	Three Phase fault at St. Joe on the St. Joe -- Fairport 345kV line
FLT_7_1PH	Single Phase fault at the Midpoint on the Cooper -- Fairport 345kV line
FLT_7_3PH	Three Phase fault at the Midpoint on the Cooper -- Fairport 345kV line
FLT_8_1PH	Single Phase fault at St. Joe on the St. Joe -- Hawthorn 345kV line
FLT_8_3PH	Three Phase fault at St. Joe on the St. Joe -- Hawthorn 345kV line
FLT_9	Trip Iatan Unit #1 (670MW)
FLT_10	Trip Customer Unit at Iatan (900MW)
FLT_11	Trip Jeffrey Energy Center Unit #2 (681MW)
FLT_12_1PH	Single Phase fault at Iatan on the St. Joe -- Iatan 345kV line
FLT_12_3PH	Three Phase fault at Iatan on the St. Joe -- Iatan 345kV line
FLT_12_1PH_stuck	Stuck breaker/delayed clearing -- Single Phase fault at Iatan on the St. Joe -- Iatan 345kV line
FLT_12_3PH_stuck	Stuck breaker/delayed clearing -- Three Phase fault at Iatan on the St. Joe -- Iatan 345kV line

The faults above were applied in three scenarios: A basecase without the Customer plant or the Iatan-Nashua 345kV line and Nashua 345/161kV transformer in service, a case with the Customer plant online at 900MW and no Iatan-Nashua line or transformer, and a case with the Customer plant online at 900MW with the Iatan-Nashua line and the Nashua transformer in service.

In the case without the Iatan-Nashua 345kV line, the study indicates that normally cleared single-phase and three-phase fault events do not cause system instability. However, a less probable, extreme disturbance involving a stuck breaker with delayed clearing of a three-phase fault, the Iatan and Customer units become unstable. The terminal voltage of the plants begins to oscillate wildly. Out-of-synchronism relaying would trip the Iatan and Customer units offline and the remainder of the system should remain stable. Oscillations are generally damped following all fault clearing. The use of Independent pole tripping at the Iatan substation reduces the likelihood of the three-phase delayed clearing condition and is recommended, in addition to out-of-step relaying for generator protection during the extreme disturbance events.

In the case with the new Iatan-Nashua 345kV line and Nashua 345/161kV transformer, the stuck breaker at Iatan does not cause instability.

Plots of machine angles and selected 345kV system voltages for all scenarios analyzed are attached in the Appendices to this report.

6. Conclusion

This System Impact Study was requested by Customer to assess the interconnection requirements for the addition of 900MW of new generation in northern Platte County, MO. The analysis evaluates the impact of introducing the new generation on the power system during normal operation and contingency conditions.

The addition of 900MW generating capacity at the proposed site results in the overloading of transmission facilities during outages on the 345kV and 161kV system. The existing circuits from the Iatan substation are inadequate for the additional capacity of the plant, and a new Iatan-Nashua 345kV line rated at 1099MVA is required for the plant interconnection to allow the transfer of power from the Iatan site under contingency conditions.

Network upgrades are required at the Iatan substation to accommodate the proposed plant. Expansion of the 345kV ring bus and installation of six (6) 345kV circuit breakers is necessary for the new unit terminal and proposed Iatan-Nashua 345kV circuit. Land acquisition and environmental impact issues are not included in the cost of constructing interconnection facilities. The total estimated cost for the network upgrades is \$30,312,000. An estimated project schedule will be determined during the Facility Study.

The costs do not include any costs associated with the deliverability of the energy to final customers. These costs are determined by separate studies when the Customer requests transmission service through Southwest Power Pool's OASIS.

[Click Here to View Attachment 1 --Transmission Service Study](#)

Appendix A-1

Plots of Fault Simulations

Plots of selected machine angle response during faults

Scenario:

2010 Summer Peak

Basecase

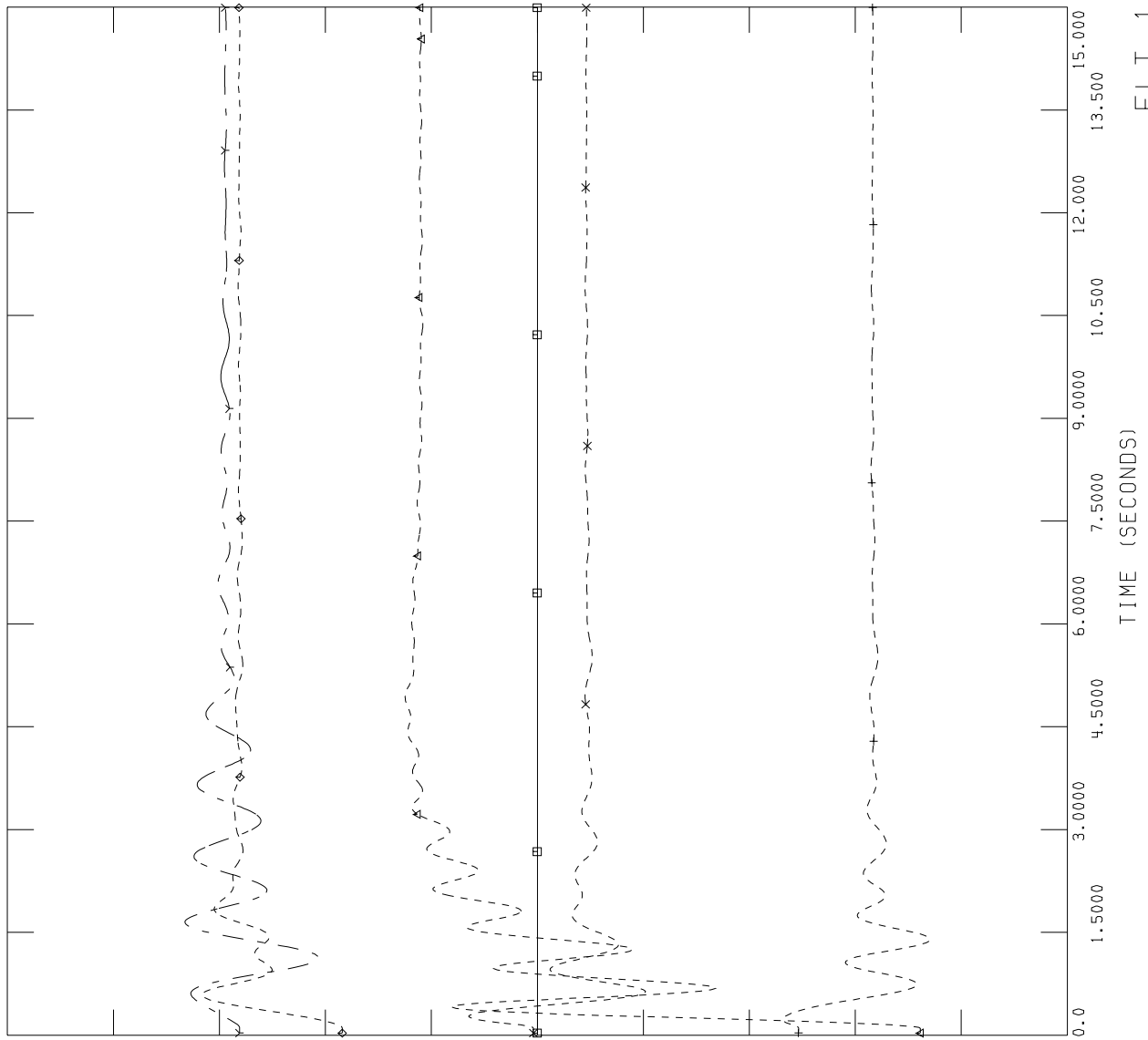
[No Customer Plant – No Network Upgrades]



SPP MDWG 04 STABILITY; 2010 SUM PEAK; MODIFIED
GEN-2004-008 BASECASE INCLUDING PRIOR QUEUED

FILE: C:\Interconnection Studies\Working\basecase\RESULTS\FLT_1_1PH.OUT

Channel	Legend	Value
CHNL# 10: [CANG NE CT13 KCPL]	--->---	0.0
CHNL# 14: [CANG JEFFREY EN CNTR WERE]	*---*	10.000
CHNL# 16: [CANG TECUMSEH EN CNTR WERE]	+---+	0.0
CHNL# 66: [CANG COOPER NPPD]	◇---◇	0.0
CHNL# 3: [CANG IATAN G1 KCPL]	←---△	10.000
CHNL# 2: [CANG IATAN G2 KCPL]	□---□	-10.000



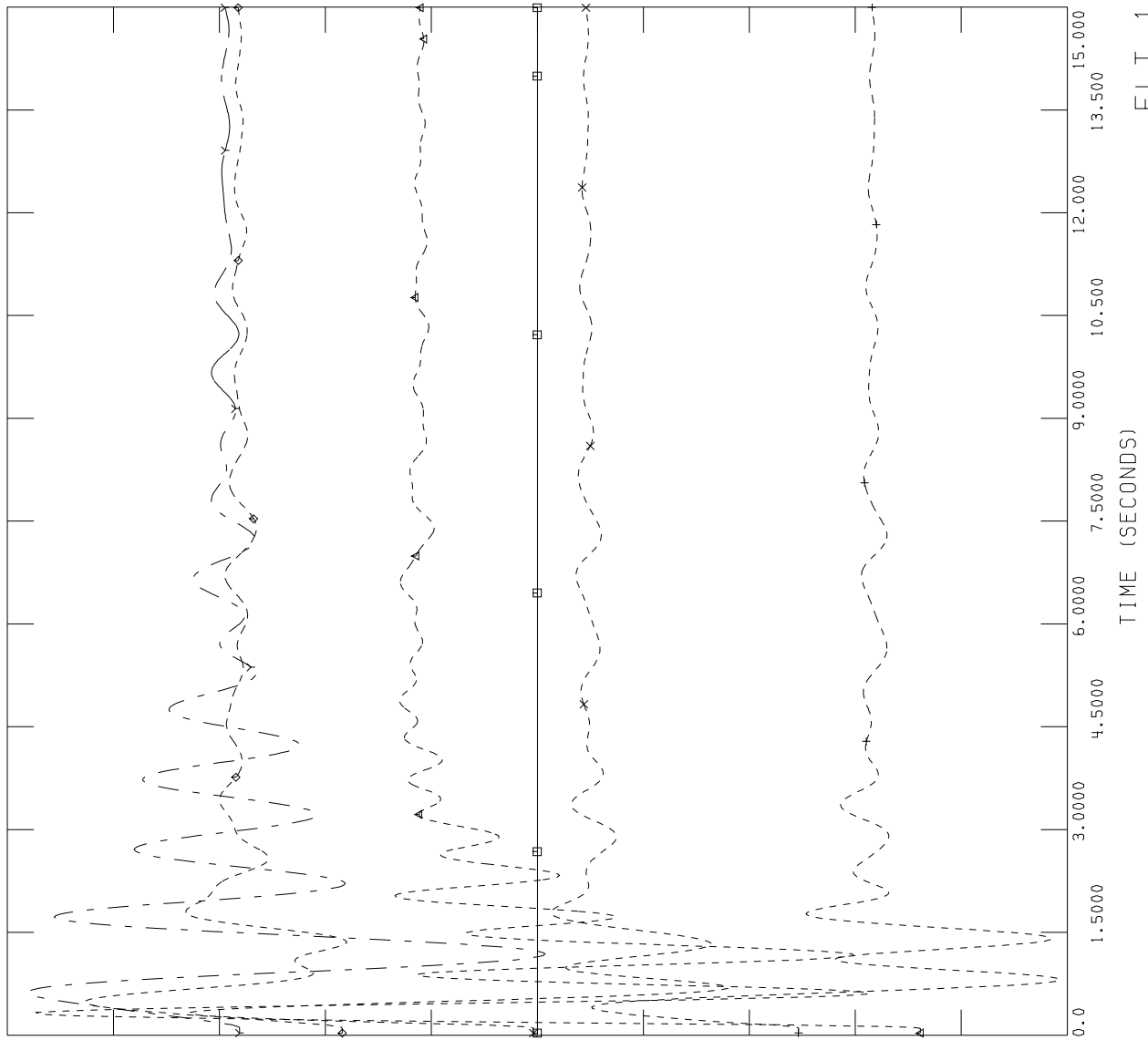
TUE, AUG 10 2004 9:19
FLT_1_1PH_MACHINE ANGLES



SPP MDWG 04 STABILITY; 2010 SUM PEAK; MODIFIED
GEN-2004-008 BASECASE INCLUDING PRIOR QUEUED

FILE: C:\Interconnection Studies\Working\basecase\RESULTS\FLT_1_3PH.OUT

Value	Channel Name	Value
25.000	CHNL# 10: [CANG NE CT13 KCPL]	0.0
35.000	CHNL# 14: [CANG JEFFREY EN CNTR WERE]	10.000
25.000	CHNL# 16: [CANG TECUMSEH EN CNTR WERE]	0.0
25.000	CHNL# 66: [CANG COOPER NPPD]	0.0
35.000	CHNL# 3: [CANG IATAN G1 KCPL]	10.000
10.000	CHNL# 2: [CANG IATAN G2 KCPL]	-10.000



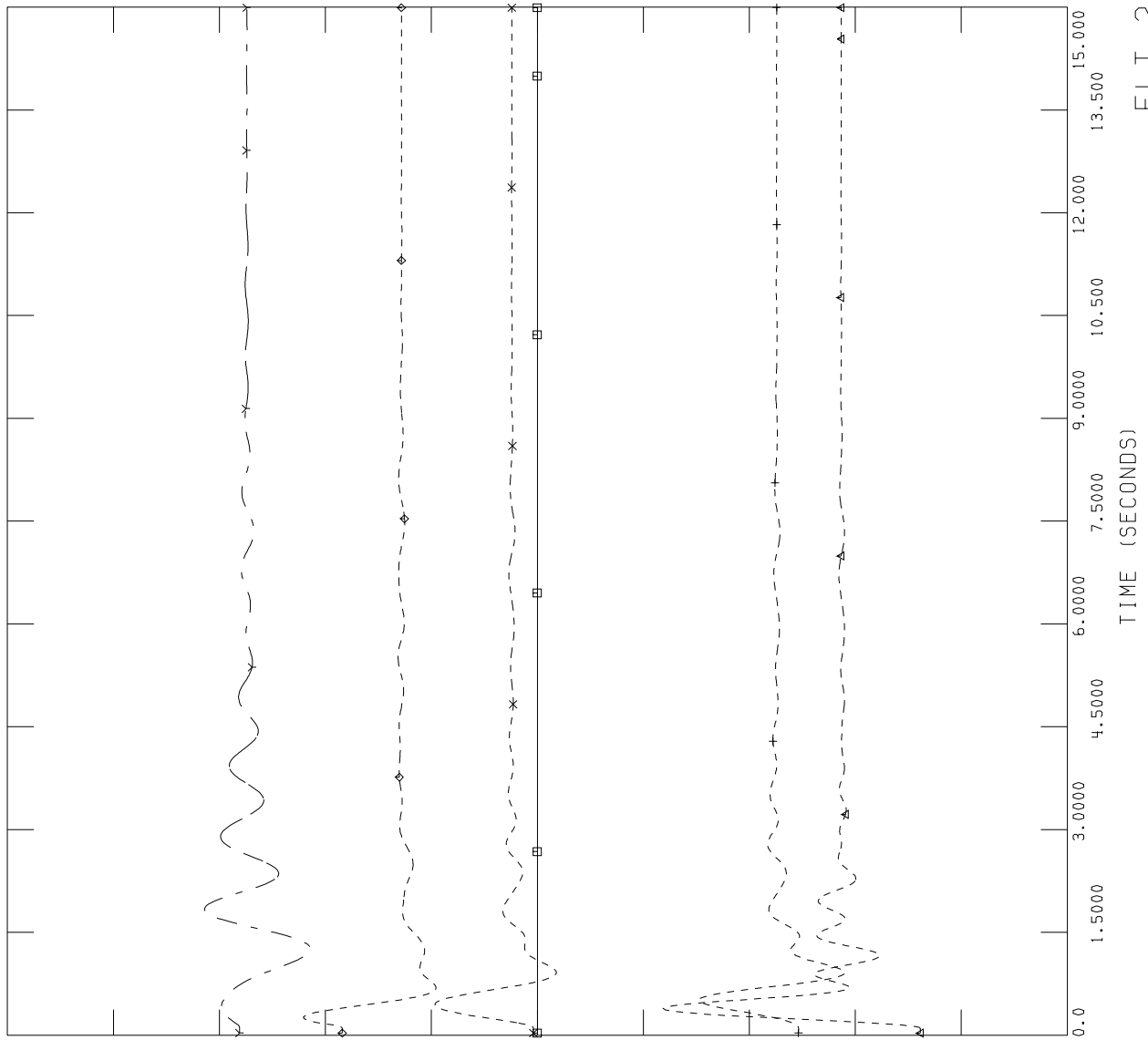
TUE, AUG 10 2004 9:19
FLT_1_3PH_MACHINE ANGLES



SPP MDWG 04 STABILITY; 2010 SUM PEAK; MODIFIED
GEN-2004-008 BASECASE INCLUDING PRIOR QUEUED

FILE: C:\Interconnection Studies\Working\basecase\RESULTS\FLT_2_1PH.OUT

Channel	Start Time (s)	End Time (s)	Value
CHNL# 10: [CANG NE CT13 KCPL]	25.000	0.0	0.0
CHNL# 14: [CANG JEFFREY EN CNTR WERE]	35.000	10.000	10.000
CHNL# 16: [CANG TECUMSEH EN CNTR WERE]	25.000	0.0	0.0
CHNL# 66: [CANG COOPER NPPD]	25.000	0.0	0.0
CHNL# 3: [CANG IATAN G1 KCPL]	35.000	10.000	10.000
CHNL# 2: [CANG IATAN G2 KCPL]	10.000	-10.000	-10.000



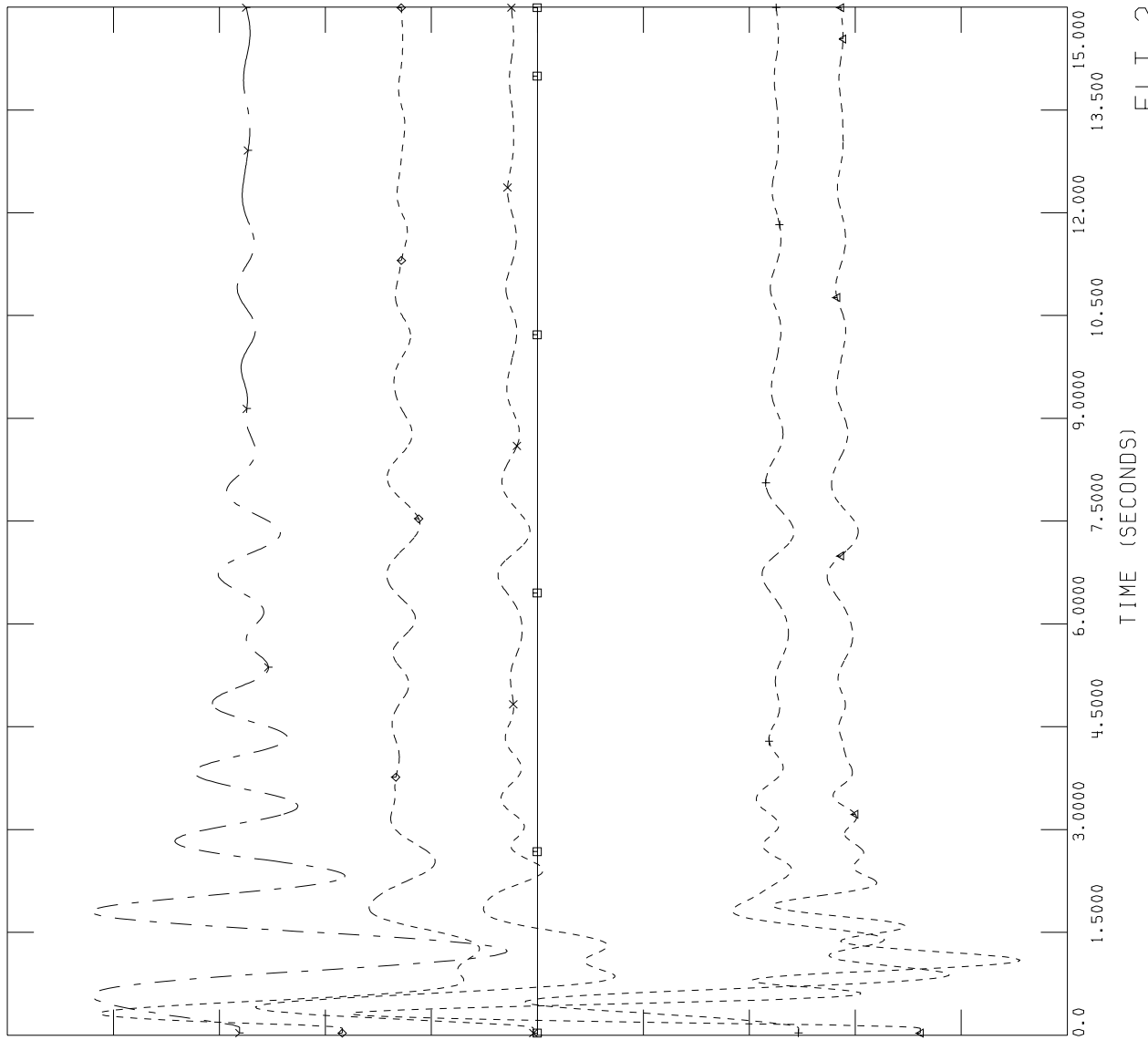
TUE, AUG 10 2004 9:19
FLT_2_1PH_MACHINE ANGLES



SPP MDWG 04 STABILITY; 2010 SUM PEAK; MODIFIED
GEN-2004-008 BASECASE INCLUDING PRIOR QUEUED

FILE: C:\Interconnection Studies\Working\basecase\RESULTS\FLT_2_3PH.OUT

Channel	Legend	Value
CHNL# 10: [CANG NE CT13 KCPL]	—> - - - - ->	0.0
CHNL# 14: [CANG JEFFREY EN CNTR WERE]	* - - - - - *	10.000
CHNL# 16: [CANG TECUMSEH EN CNTR WERE]	+ - - - - +	0.0
CHNL# 66: [CANG COOPER NPPD]	◇ - - - - ◇	0.0
CHNL# 3: [CANG IATAN G1 KCPL]	← - - - - →	10.000
CHNL# 2: [CANG IATAN G2 KCPL]	□ - - - - □	-10.000



TUE, AUG 10 2004 9:19

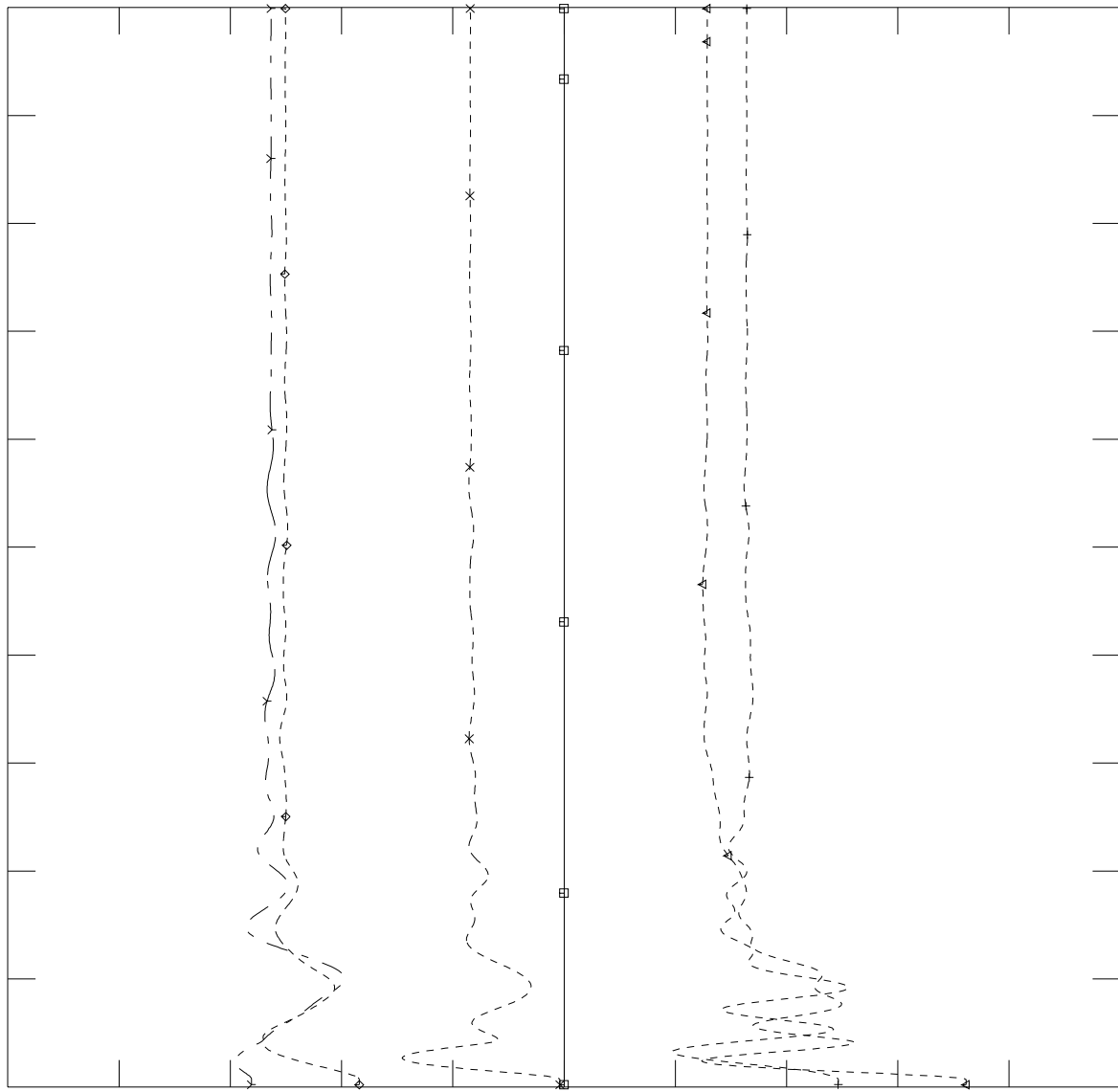
FLT_2_3PH_MACHINE ANGLES



SPP MDWG 04 STABILITY; 2010 SUM PEAK; MODIFIED
GEN-2004-008 BASECASE INCLUDING PRIOR QUEUED

FILE: C:\Interconnection Studies\Working\basecase\RESULTS\FLT_3_1PH.OUT

Channel	Legend	Value
CHNL# 10: [CANG NE CT13 KCPL]	--->---	0.0
CHNL# 14: [CANG JEFFREY EN CNTR WERE]	*---*	10.000
CHNL# 16: [CANG TECUMSEH EN CNTR WERE]	+---+	0.0
CHNL# 66: [CANG COOPER NPPD]	◇---◇	0.0
CHNL# 3: [CANG IATAN G1 KCPL]	←---△	10.000
CHNL# 2: [CANG IATAN G2 KCPL]	□---□	-10.000



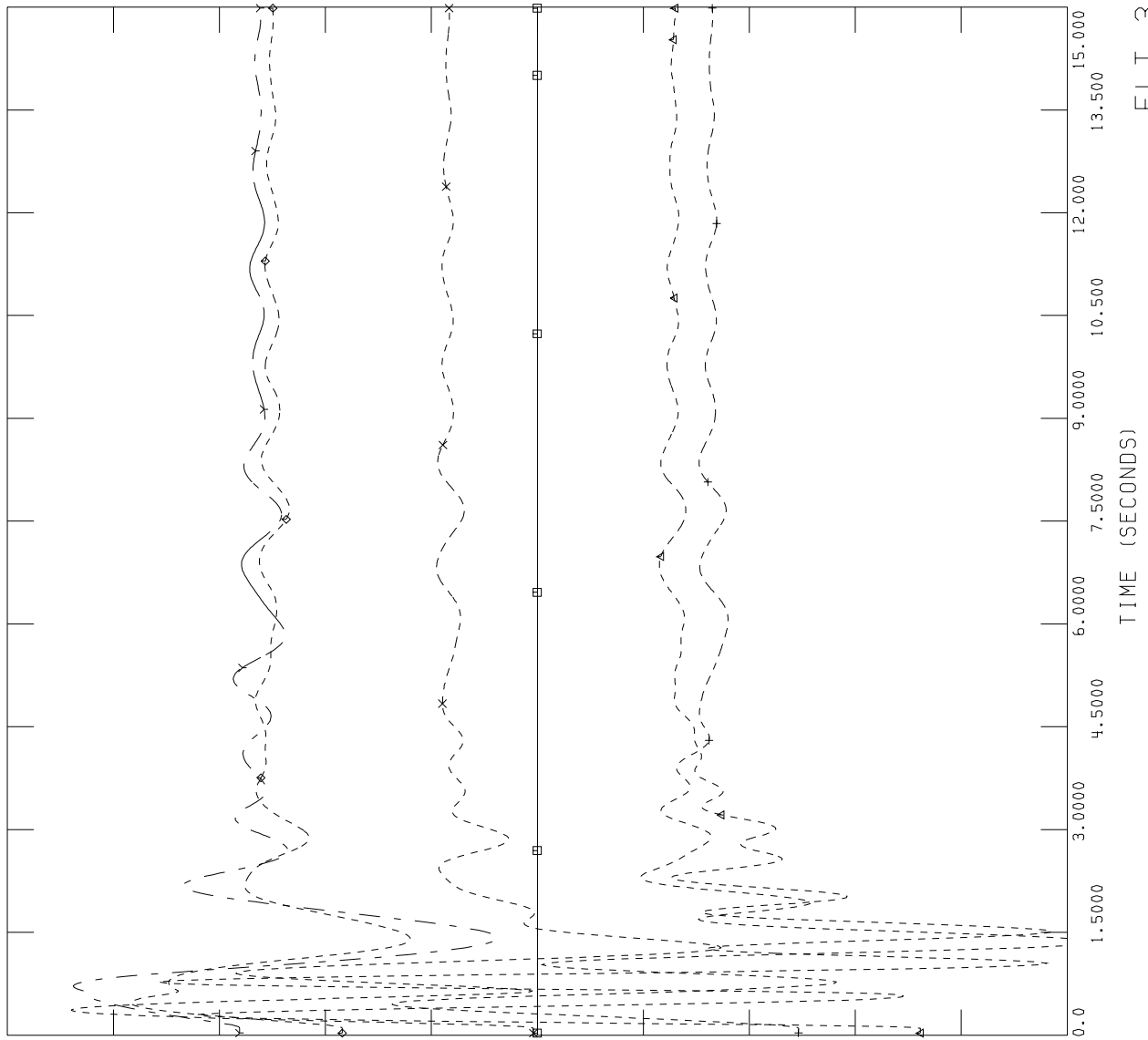
TUE, AUG 10 2004 9:19
FLT_3_1PH_MACHINE ANGLES



SPP MDWG 04 STABILITY; 2010 SUM PEAK; MODIFIED
GEN-2004-008 BASECASE INCLUDING PRIOR QUEUED

FILE: C:\Interconnection Studies\Working\basecase\RESULTS\FLT_3_3PH.OUT

Channel	Legend	Value
CHNL# 10: [CANG NE CT13 KCPL]	--->---	0.0
CHNL# 14: [CANG JEFFREY EN CNTR WERE]	---x---	10.000
CHNL# 16: [CANG TECUMSEH EN CNTR WERE]	---+---	0.0
CHNL# 66: [CANG COOPER NPPD]	---◇---	0.0
CHNL# 3: [CANG IATAN G1 KCPL]	---△---	10.000
CHNL# 2: [CANG IATAN G2 KCPL]	---□---	-10.000



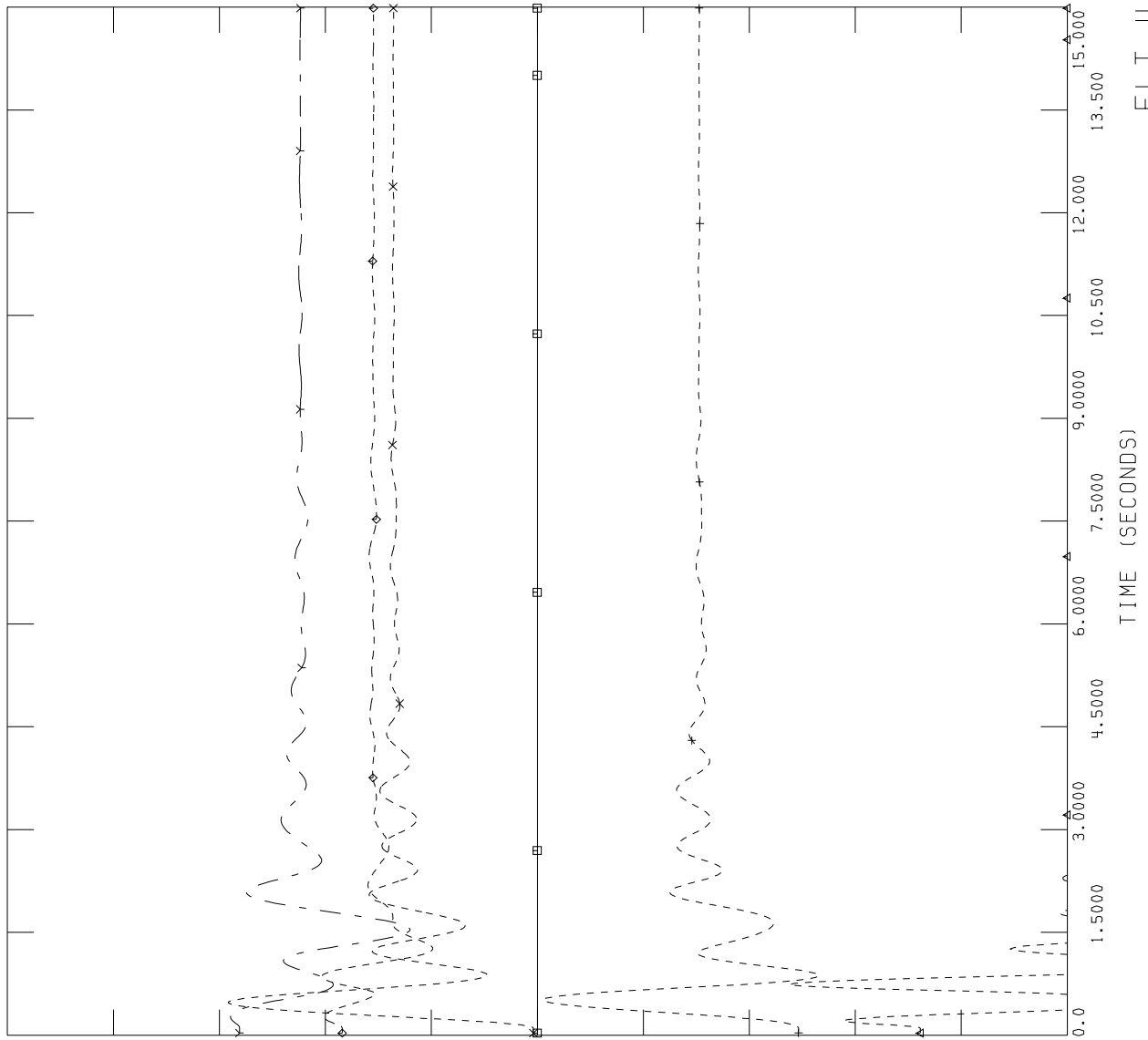
TUE, AUG 10 2004 9:19
FLT_3_3PH_MACHINE ANGLES



SPP MDWG 04 STABILITY; 2010 SUM PEAK; MODIFIED
GEN-2004-008 BASECASE INCLUDING PRIOR QUEUED

FILE: C:\Interconnection Studies\Working\basecase\RESULTS\FLT_4_1PH.OUT

Channel	Legend	Value
CHNL# 10: [CANG NE CT13 KCPL]	--->---	0.0
CHNL# 14: [CANG JEFFREY EN CNTR WERE]	---x---	10.000
CHNL# 16: [CANG TECUMSEH EN CNTR WERE]	---+---	0.0
CHNL# 66: [CANG COOPER NPPD]	---◇---	0.0
CHNL# 3: [CANG IATAN G1 KCPL]	---△---	10.000
CHNL# 2: [CANG IATAN G2 KCPL]	---□---	-10.000



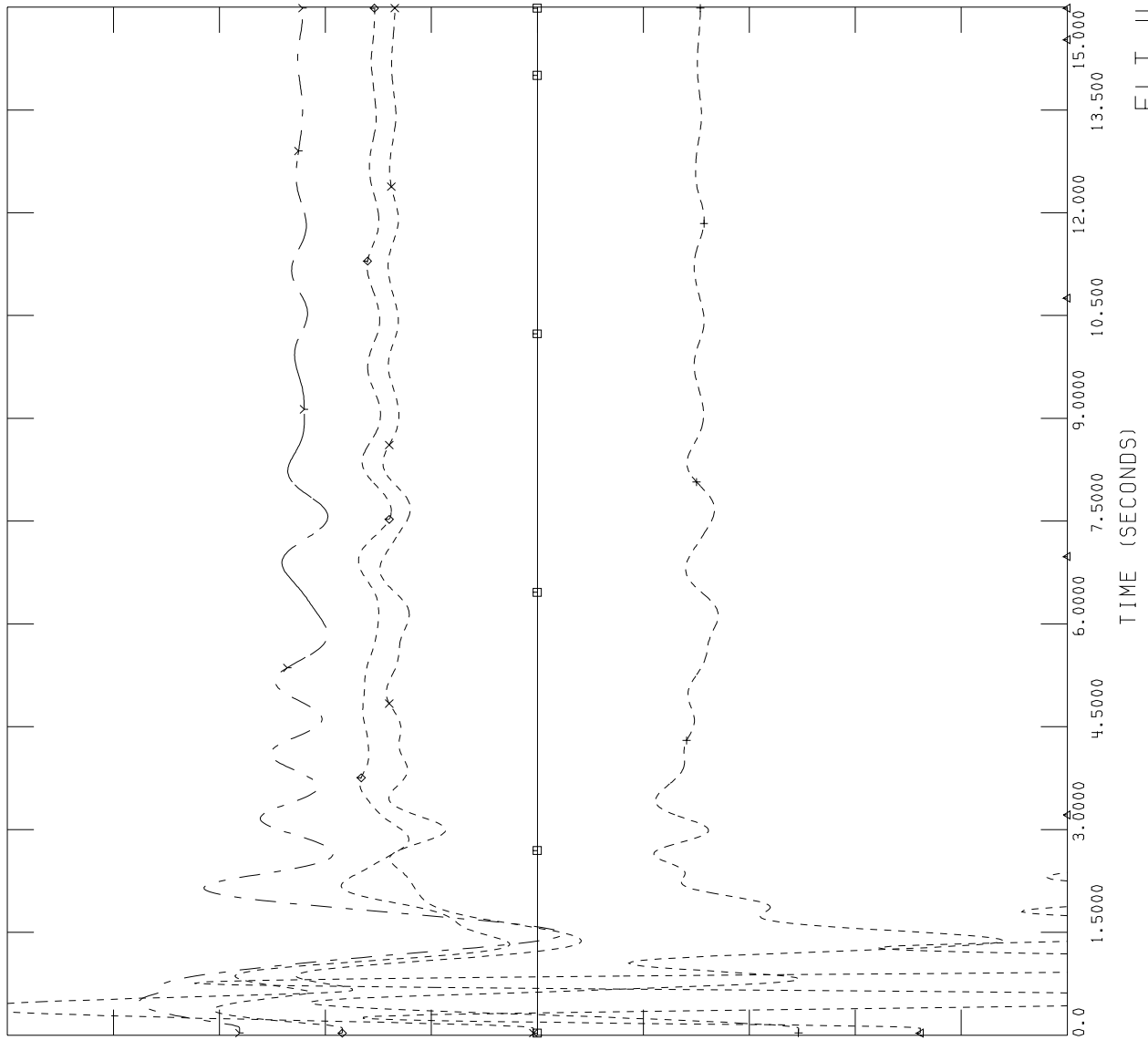
TUE, AUG 10 2004 9:19
FLT_4_1PH_MACHINE ANGLES



SPP MDWG 04 STABILITY; 2010 SUM PEAK; MODIFIED
GEN-2004-008 BASECASE INCLUDING PRIOR QUEUED

FILE: C:\Interconnection Studies\Working\basecase\RESULTS\FLT_4_3PH.OUT

Channel ID	Channel Name	Value
CHNL# 10	[CANG NE CT13 KCPL]	0.0
CHNL# 14	[CANG JEFFREY EN CNTR WERE]	10.000
CHNL# 16	[CANG TECUMSEH EN CNTR WERE]	0.0
CHNL# 66	[CANG COOPER NPPD]	0.0
CHNL# 3	[CANG IATAN G1 KCPL]	10.000
CHNL# 2	[CANG IATAN G2 KCPL]	-10.00



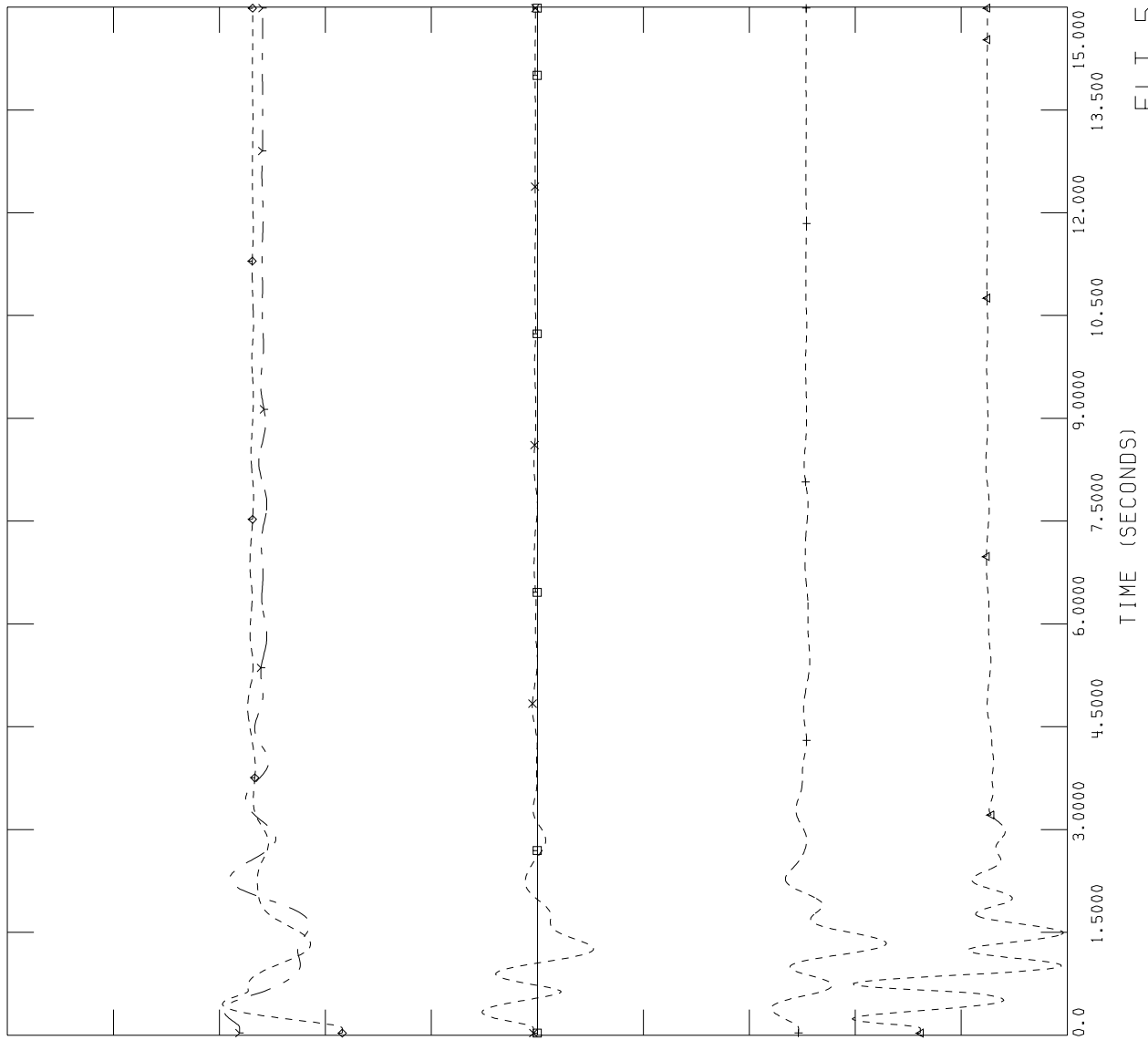
TUE, AUG 10 2004 9:19
FLT_4_3PH_MACHINE ANGLES



SPP MDWG 04 STABILITY; 2010 SUM PEAK; MODIFIED
GEN-2004-008 BASECASE INCLUDING PRIOR QUEUED

FILE: C:\Interconnection Studies\Working\basecase\RESULTS\FLT_5_1PH.OUT

Channel	Legend	Value
CHNL# 10: [CANG NE CT13 KCPL]	--->---	0.0
CHNL# 14: [CANG JEFFREY EN CNTR WERE]	*---*	10.000
CHNL# 16: [CANG TECUMSEH EN CNTR WERE]	+---+	0.0
CHNL# 66: [CANG COOPER NPPD]	◇---◇	0.0
CHNL# 3: [CANG IATAN G1 KCPL]	←---△	10.000
CHNL# 2: [CANG IATAN G2 KCPL]	□---□	-10.000




TUE, AUG 10 2004 9:19
FLT_5_1PH_MACHINE ANGLES



SPP MDWG 04 STABILITY; 2010 SUM PEAK; MODIFIED
GEN-2004-008 BASECASE INCLUDING PRIOR QUEUED

FILE: C:\Interconnection Studies\Working\basecase\RESULTS\FLT_5_3PH.OUT

Value	Channel Name	Value
25.000	CHNL# 10: [CANG NE CT13 KCPL]	0.0
35.000	CHNL# 14: [CANG JEFFREY EN CNTR WERE]	10.000
25.000	CHNL# 16: [CANG TECUMSEH EN CNTR WERE]	0.0
25.000	CHNL# 66: [CANG COOPER NPPD]	0.0
35.000	CHNL# 3: [CANG IATAN G1 KCPL]	10.000
10.000	CHNL# 2: [CANG IATAN G2 KCPL]	-10.00



TUE, AUG 10 2004 9:19

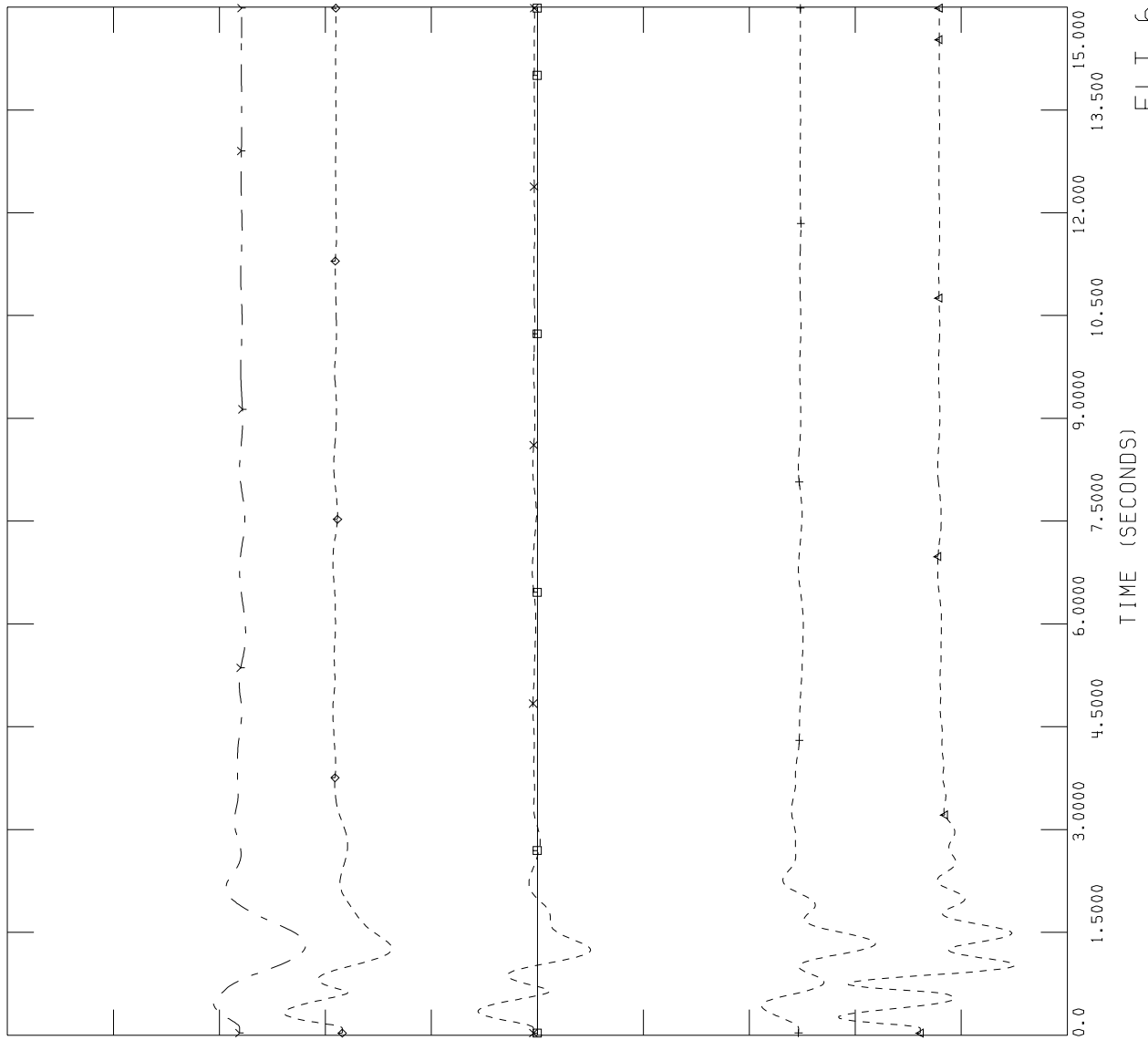
FLT_5_3PH_MACHINE ANGLES



SPP MDWG 04 STABILITY; 2010 SUM PEAK; MODIFIED
GEN-2004-008 BASECASE INCLUDING PRIOR QUEUED

FILE: C:\Interconnection Studies\Working\basecase\RESULTS\FLT_6_1PH.OUT

Channel	Legend	Value
CHNL# 10: [CANG NE CT13 KCPL]	--->---	0.0
CHNL# 14: [CANG JEFFREY EN CNTR WERE]	---x---	10.000
CHNL# 16: [CANG TECUMSEH EN CNTR WERE]	---+---	0.0
CHNL# 66: [CANG COOPER NPPD]	---◇---	0.0
CHNL# 3: [CANG IATAN G1 KCPL]	---△---	10.000
CHNL# 2: [CANG IATAN G2 KCPL]	---□---	-10.000



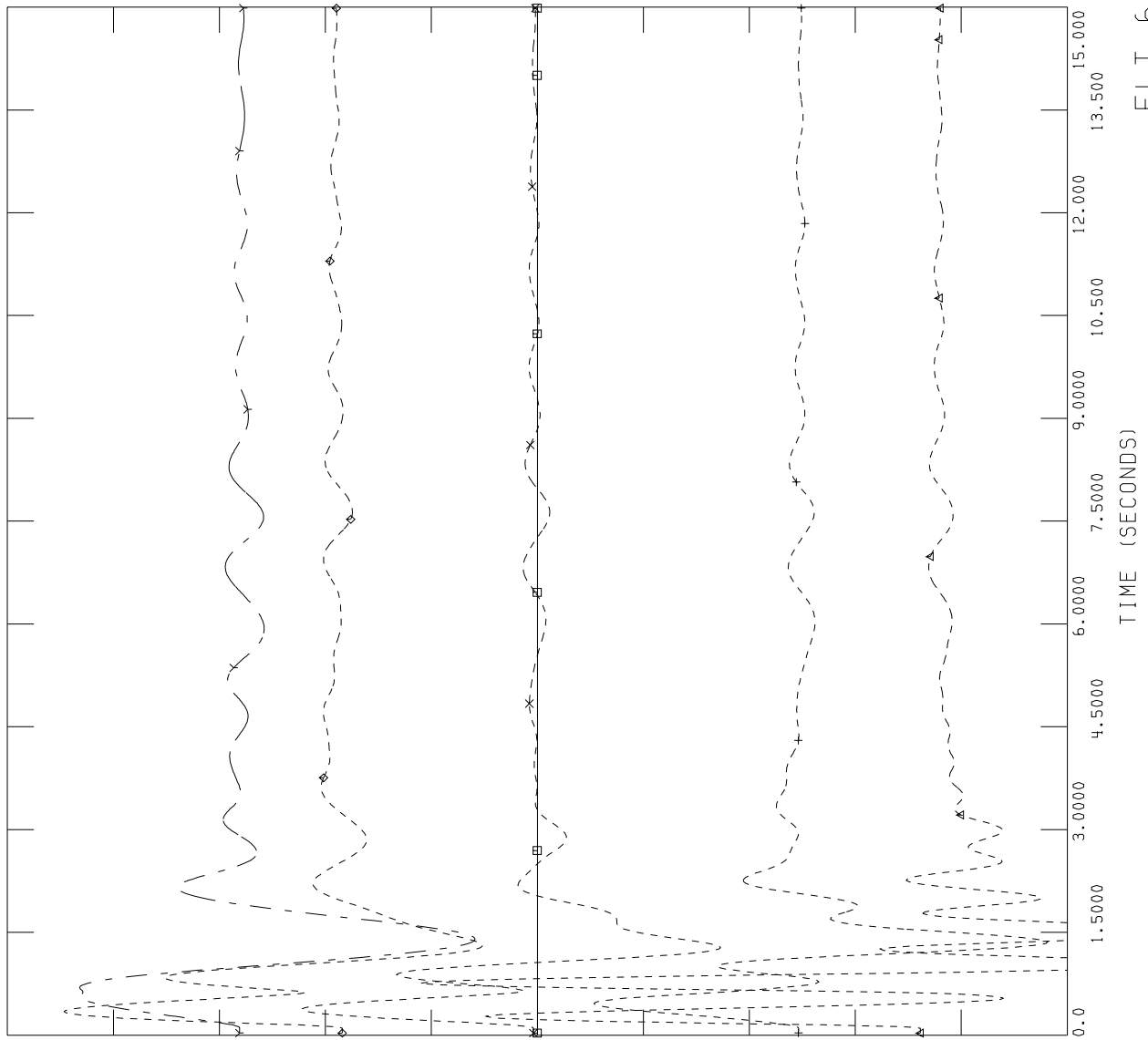
TUE, AUG 10 2004 9:19
FLT_6_1PH_MACHINE ANGLES



SPP MDWG 04 STABILITY; 2010 SUM PEAK; MODIFIED
GEN-2004-008 BASECASE INCLUDING PRIOR QUEUED

FILE: C:\Interconnection Studies\Working\basecase\RESULTS\FLT_6_3PH.OUT

Channel	Legend	Value
CHNL# 10: [CANG NE CT13 KCPL]	—>----->	0.0
CHNL# 14: [CANG JEFFREY EN CNTR WERE]	*-----*	10.000
CHNL# 16: [CANG TECUMSEH EN CNTR WERE]	+-----+	0.0
CHNL# 66: [CANG COOPER NPPD]	◇-----◇	0.0
CHNL# 3: [CANG IATAN G1 KCPL]	←-----△	10.000
CHNL# 2: [CANG IATAN G2 KCPL]	□-----□	-10.000



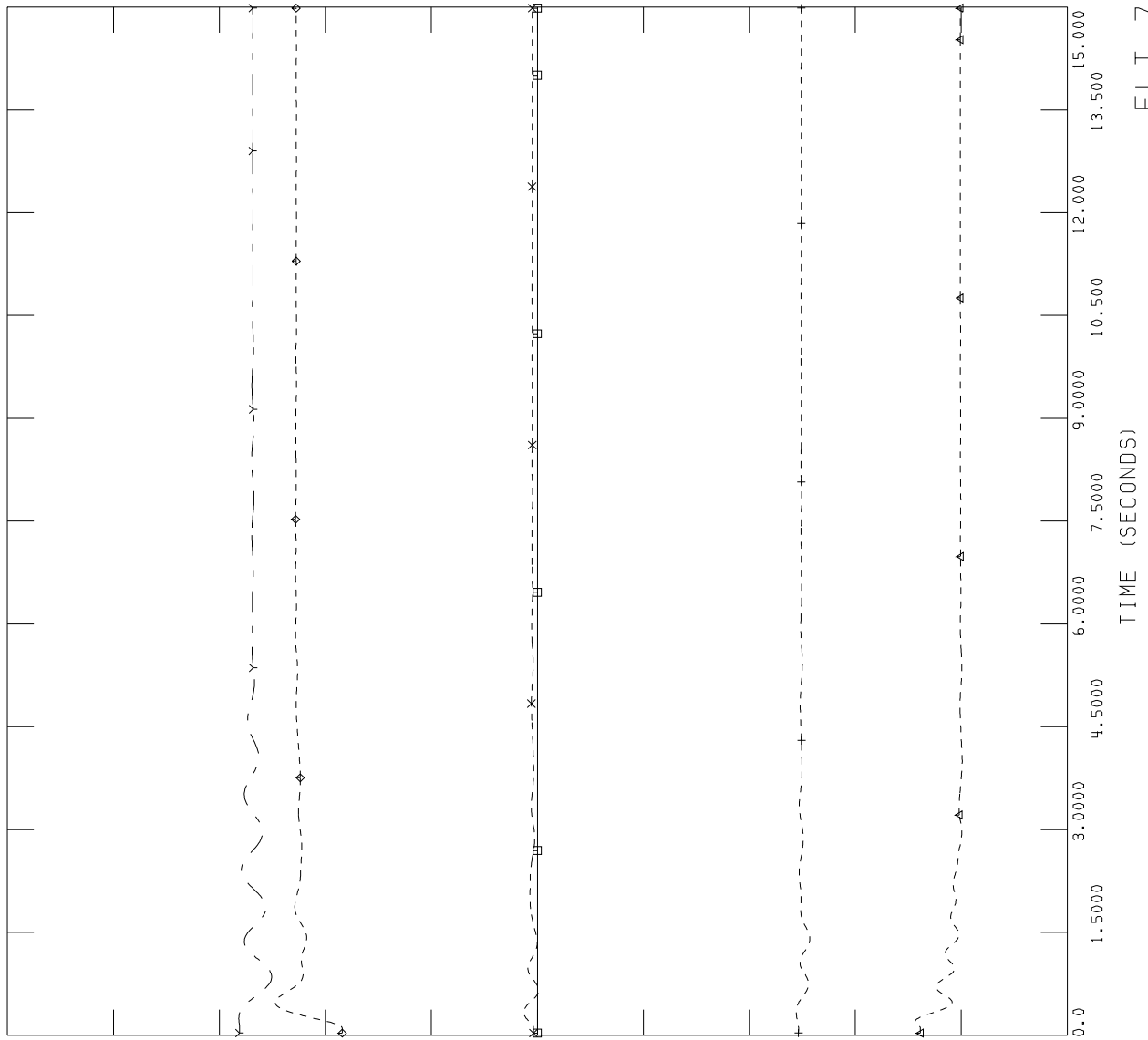
TUE, AUG 10 2004 9:19
FLT_6_3PH_MACHINE ANGLES



SPP MDWG 04 STABILITY; 2010 SUM PEAK; MODIFIED
GEN-2004-008 BASECASE INCLUDING PRIOR QUEUED

FILE: C:\Interconnection Studies\Working\basecase\RESULTS\FLT_7_1PH.OUT

Value	Channel Name	Value
25.000	CHNL# 10: [CANG NE CT13 KCPL]	0.0
35.000	CHNL# 14: [CANG JEFFREY EN CNTR WERE]	10.000
25.000	CHNL# 16: [CANG TECUMSEH EN CNTR WERE]	0.0
25.000	CHNL# 66: [CANG COOPER NPPD]	0.0
35.000	CHNL# 3: [CANG IATAN G1 KCPL]	10.000
10.000	CHNL# 2: [CANG IATAN G2 KCPL]	-10.000




TUE, AUG 10 2004 9:19
FLT_7_1PH_MACHINE ANGLES



SPP MDWG 04 STABILITY; 2010 SUM PEAK; MODIFIED
GEN-2004-008 BASECASE INCLUDING PRIOR QUEUED

FILE: C:\Interconnection Studies\Working\basecase\RESULTS\FLT_7_3PH.OUT

Channel	Start Time (s)	End Time (s)	Value
CHNL# 10: [CANG NE CT13 KCPL]	25.000	25.000	0.0
CHNL# 14: [CANG JEFFREY EN CNTR WERE]	35.000	35.000	10.000
CHNL# 16: [CANG TECUMSEH EN CNTR WERE]	25.000	25.000	0.0
CHNL# 66: [CANG COOPER NPPD]	25.000	25.000	0.0
CHNL# 3: [CANG IATAN G1 KCPL]	35.000	35.000	10.000
CHNL# 2: [CANG IATAN G2 KCPL]	10.000	10.000	-10.000



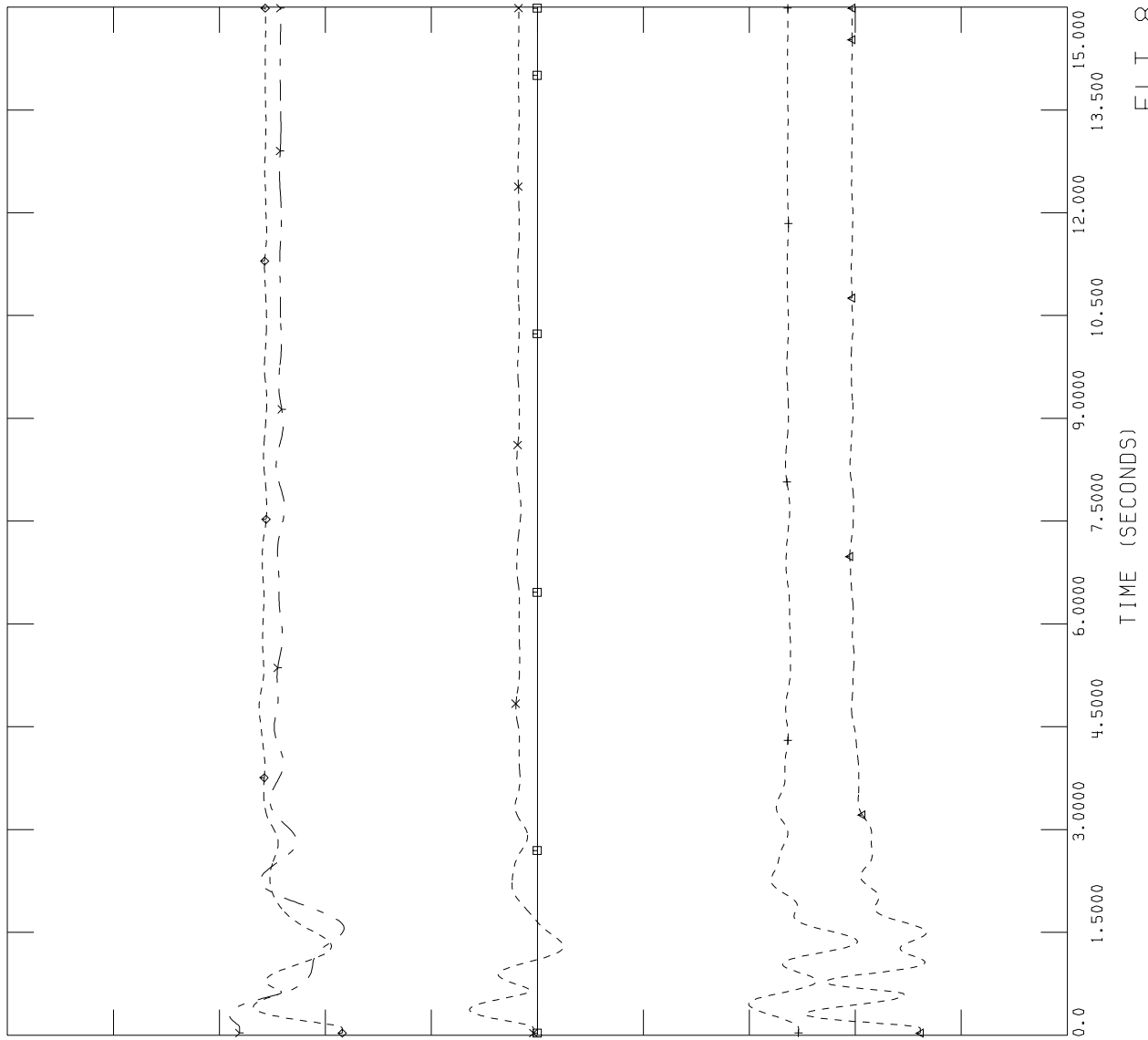
TUE, AUG 10 2004 9:19
FLT_7_3PH_MACHINE ANGLES



SPP MDWG 04 STABILITY; 2010 SUM PEAK; MODIFIED
GEN-2004-008 BASECASE INCLUDING PRIOR QUEUED

FILE: C:\Interconnection Studies\Working\basecase\RESULTS\FLT_8_1PH.OUT

Channel	Value
CHNL# 10: [CANG NE CT13 KCPL]	0.0
CHNL# 14: [CANG JEFFREY EN CNTR WERE]	10.000
CHNL# 16: [CANG TECUMSEH EN CNTR WERE]	0.0
CHNL# 66: [CANG COOPER NPPD]	0.0
CHNL# 3: [CANG IATAN G1 KCPL]	10.000
CHNL# 2: [CANG IATAN G2 KCPL]	-10.00



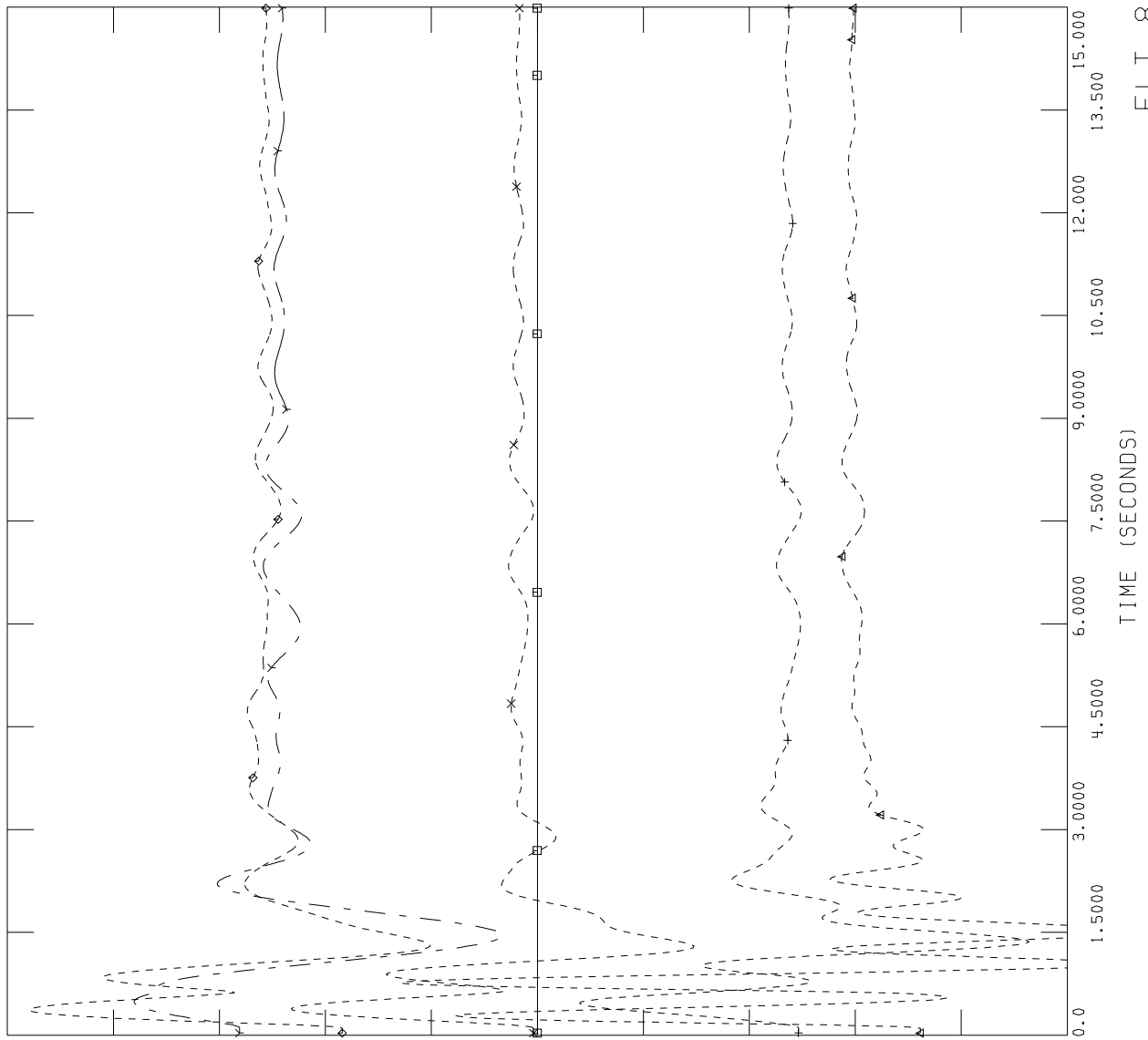
TUE, AUG 10 2004 9:19
FLT_8_1PH_MACHINE ANGLES



SPP MDWG 04 STABILITY; 2010 SUM PEAK; MODIFIED
GEN-2004-008 BASECASE INCLUDING PRIOR QUEUED

FILE: C:\Interconnection Studies\Working\basecase\RESULTS\FLT_8_3PH.OUT

Channel	Legend	Value
CHNL# 10: [CANG NE CT13 KCPL]	--->---	0.0
CHNL# 14: [CANG JEFFREY EN CNTR WERE]	---x---	10.000
CHNL# 16: [CANG TECUMSEH EN CNTR WERE]	---+---	0.0
CHNL# 66: [CANG COOPER NPPD]	---◇---	0.0
CHNL# 3: [CANG IATAN G1 KCPL]	---△---	10.000
CHNL# 2: [CANG IATAN G2 KCPL]	---□---	-10.000



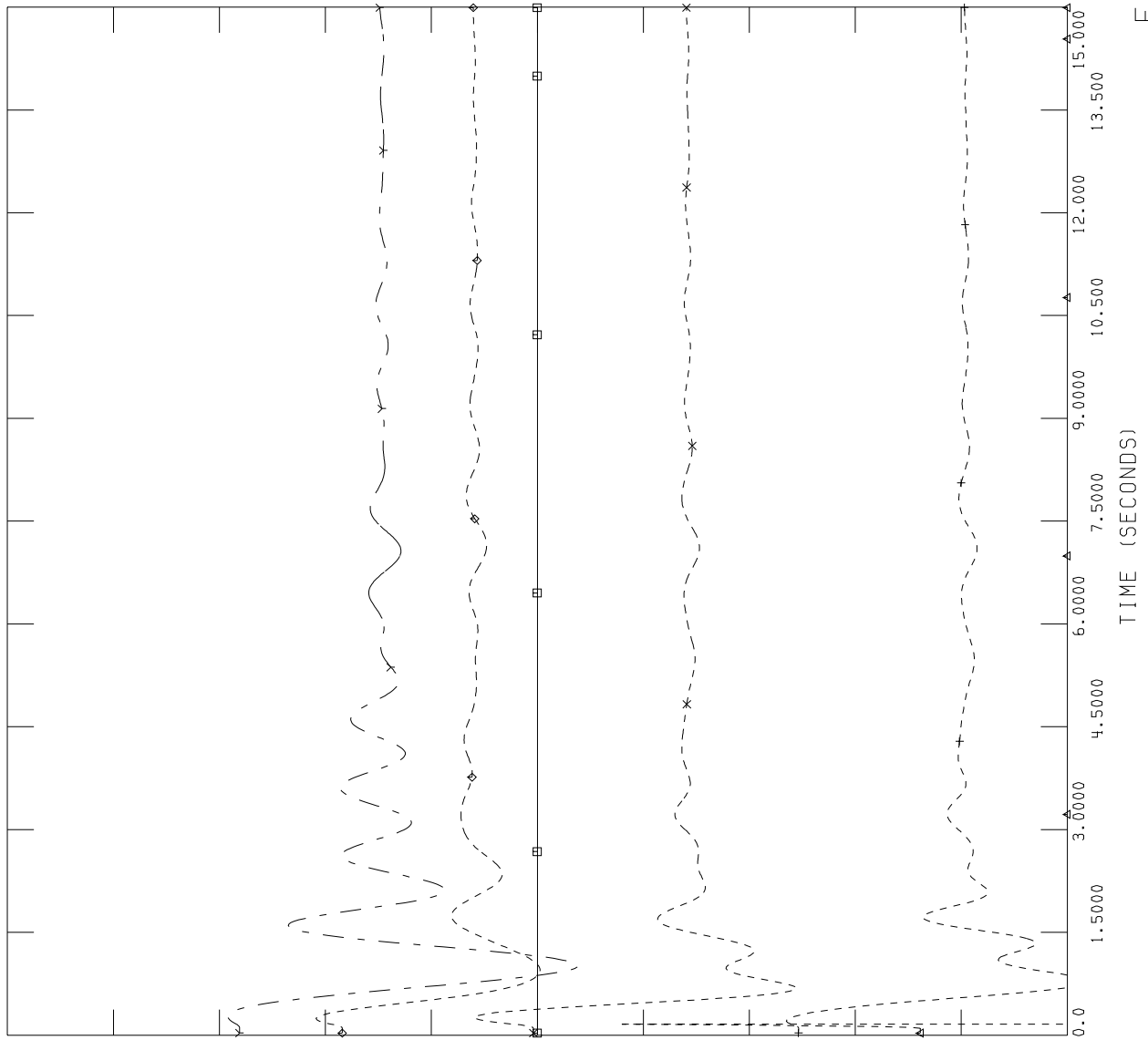
TUE, AUG 10 2004 9:19
FLT_8_3PH_MACHINE ANGLES



SPP MDWG 04 STABILITY; 2010 SUM PEAK; MODIFIED
GEN-2004-008 BASECASE INCLUDING PRIOR QUEUED

FILE: C:\Interconnection Studies\Working\basecase\RESULTS\FLT_9.OUT

Channel	Legend	Value
CHNL# 10: [CANG NE CT13 KCPL]	--->---	0.0
CHNL# 14: [CANG JEFFREY EN CNTR WERE]	---x---	10.000
CHNL# 16: [CANG TECUMSEH EN CNTR WERE]	---+---	0.0
CHNL# 66: [CANG COOPER NPPD]	---◇---	0.0
CHNL# 3: [CANG IATAN G1 KCPL]	---△---	10.000
CHNL# 2: [CANG IATAN G2 KCPL]	---□---	-10.000




TUE, AUG 10 2004 9:19
FLT_9_MACHINE ANGLES



SPP MDWG 04 STABILITY; 2010 SUM PEAK; MODIFIED
GEN-2004-008 BASECASE INCLUDING PRIOR QUEUED

FILE: C:\Interconnection Studies\Working\basecase\RESULTS\FLT_10.OUT

Channel	Start Time (s)	End Time (s)	Value
CHNL# 10: [CANG NE CT13 KCPL]	25.000	25.000	0.0
CHNL# 14: [CANG JEFFREY EN CNTR WERE]	35.000	35.000	10.000
CHNL# 16: [CANG TECUMSEH EN CNTR WERE]	25.000	25.000	0.0
CHNL# 66: [CANG COOPER NPPD]	25.000	25.000	0.0
CHNL# 3: [CANG IATAN G1 KCPL]	35.000	35.000	10.000
CHNL# 2: [CANG IATAN G2 KCPL]	10.000	10.000	-10.000



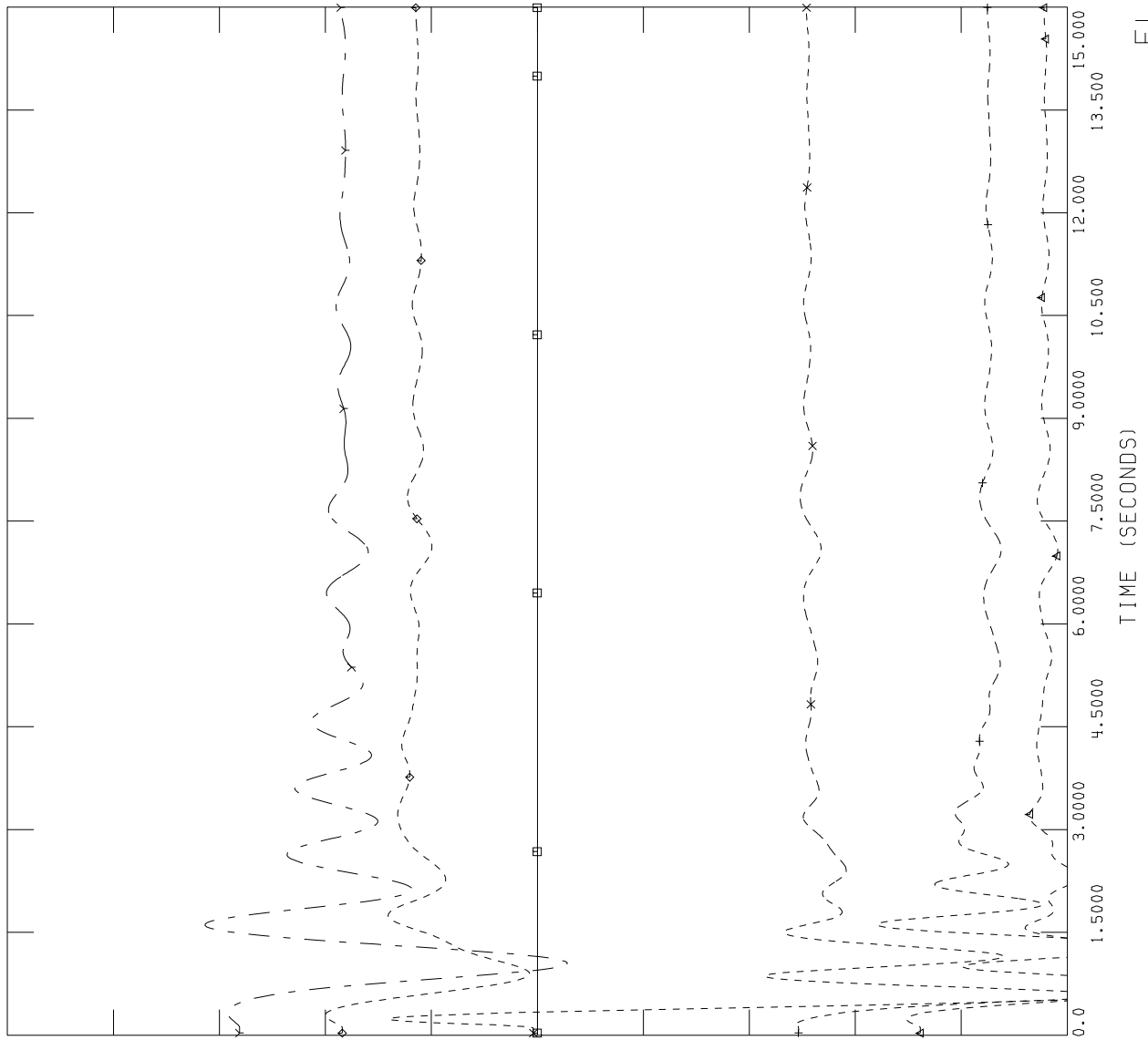
TUE, AUG 10 2004 9:19
FLT_10_MACHINE ANGLES



SPP MDWG 04 STABILITY; 2010 SUM PEAK; MODIFIED
GEN-2004-008 BASECASE INCLUDING PRIOR QUEUED

FILE: C:\Interconnection Studies\Working\basecase\RESULTS\FLT_11.OUT

Channel ID	Channel Name	Value
CHNL# 10	[CANG NE CT13 KCPL]	0.0
CHNL# 14	[CANG JEFFREY EN CNTR WERE]	10.000
CHNL# 16	[CANG TECUMSEH EN CNTR WERE]	0.0
CHNL# 66	[CANG COOPER NPPD]	0.0
CHNL# 3	[CANG IATAN G1 KCPL]	10.000
CHNL# 2	[CANG IATAN G2 KCPL]	-10.000



TUE, AUG 10 2004 9:19
FLT_11_MACHINE ANGLES

Appendix A-2

Plots of Fault Simulations

Plots of selected bus voltage response during faults

Scenario:

2010 Summer Peak

Basecase


[No Customer Plant – No Network Upgrades]



SPP MDWG 04 STABILITY; 2010 SUM PEAK; MODIFIED
GEN-2004-008 BASECASE INCLUDING PRIOR QUEUED

FILE: C:\Interconnection Studies\Working\basecase\RESULTS\FLT_1_1PH.OUT

Time (s)	Channel	Value
2.0000	CHNL# 276: [VOLTAGE HAWTH 345KV]	0.0
2.0000	CHNL# 293: [VOLTAGE PLEASNT HIL 345KV]	0.0
2.0000	CHNL# 296: [VOLTAGE FAIRPT 345KV]	0.0
2.0000	CHNL# 292: [VOLTAGE ST JOE 345KV]	0.0
2.0000	CHNL# 281: [VOLTAGE JEC N 345KV]	0.0
2.0000	CHNL# 279: [VOLTAGE IATAN 345KV]	0.0




TUE, AUG 10 2004 9:23
FLT_1_1PH_VOLTAGES



SPP MDWG 04 STABILITY; 2010 SUM PEAK; MODIFIED
GEN-2004-008 BASECASE INCLUDING PRIOR QUEUED

FILE: C:\Interconnection Studies\Working\basecase\RESULTS\FLT_1_3PH.OUT

Time (s)	CHNL#	Channel Name	Value
2.0000	276	[VOLTAGE HAWTH 345KV]	0.0
2.0000	293	[VOLTAGE PLEASNT HIL 345KV]	0.0
2.0000	296	[VOLTAGE FAIRPT 345KV]	0.0
2.0000	292	[VOLTAGE ST JOE 345KV]	0.0
2.0000	281	[VOLTAGE JEC N 345KV]	0.0
2.0000	279	[VOLTAGE IATAN 345KV]	0.0



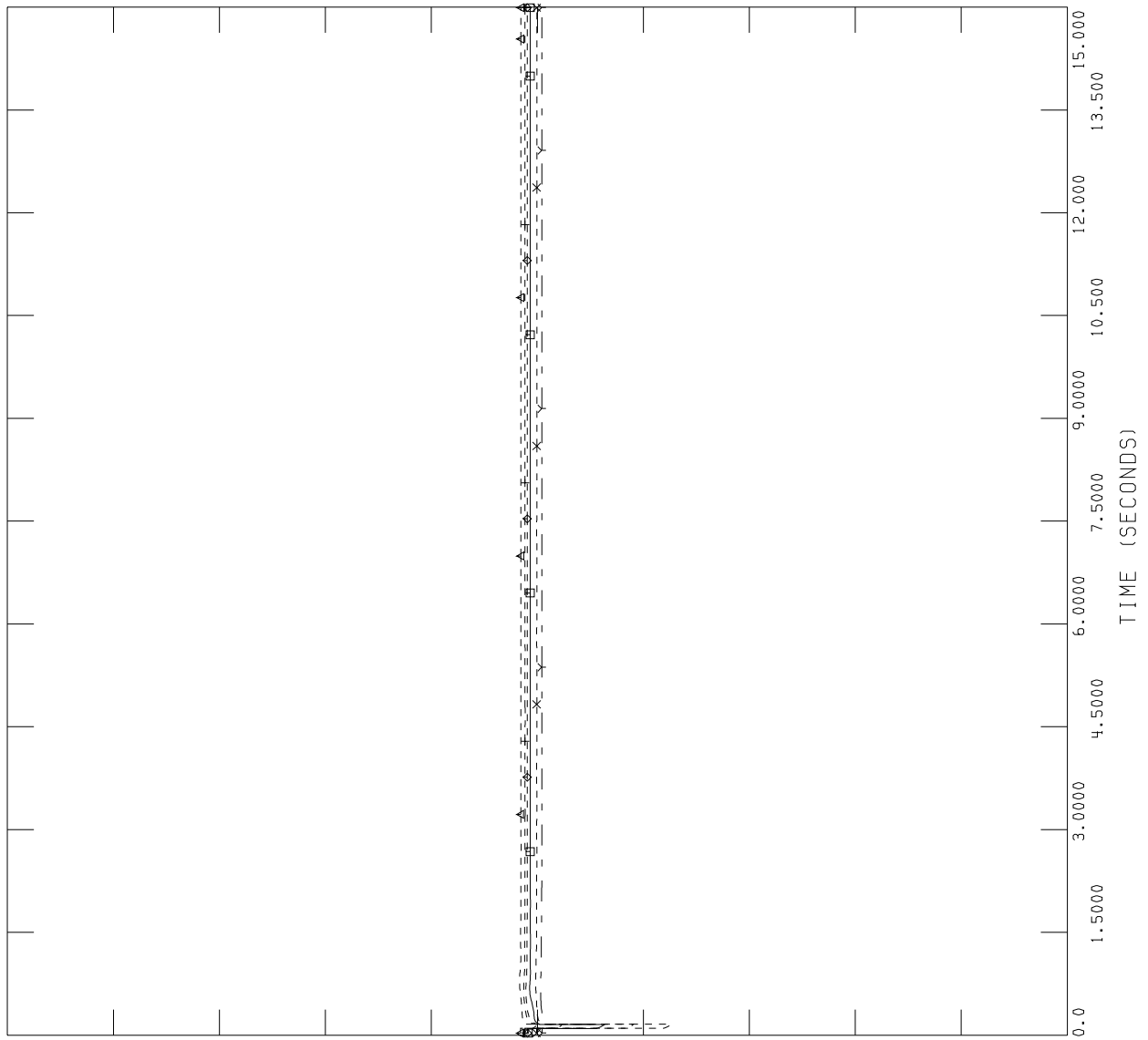
TUE, AUG 10 2004 9:23
FLT_1_3PH_VOLTAGES



SPP MDWG 04 STABILITY; 2010 SUM PEAK; MODIFIED
GEN-2004-008 BASECASE INCLUDING PRIOR QUEUED

FILE: C:\Interconnection Studies\Working\basecase\RESULTS\FLT_2_1PH.OUT

Channel	Marker	Value
CHNL# 276: [VOLTAGE HAWTH 345KV]	Y	0.0
CHNL# 293: [VOLTAGE PLEASNT HIL 345KV]	X	0.0
CHNL# 296: [VOLTAGE FAIRPT 345KV]	+	0.0
CHNL# 292: [VOLTAGE ST JOE 345KV]	◇	0.0
CHNL# 281: [VOLTAGE JEC N 345KV]	△	0.0
CHNL# 279: [VOLTAGE IATAN 345KV]	□	0.0



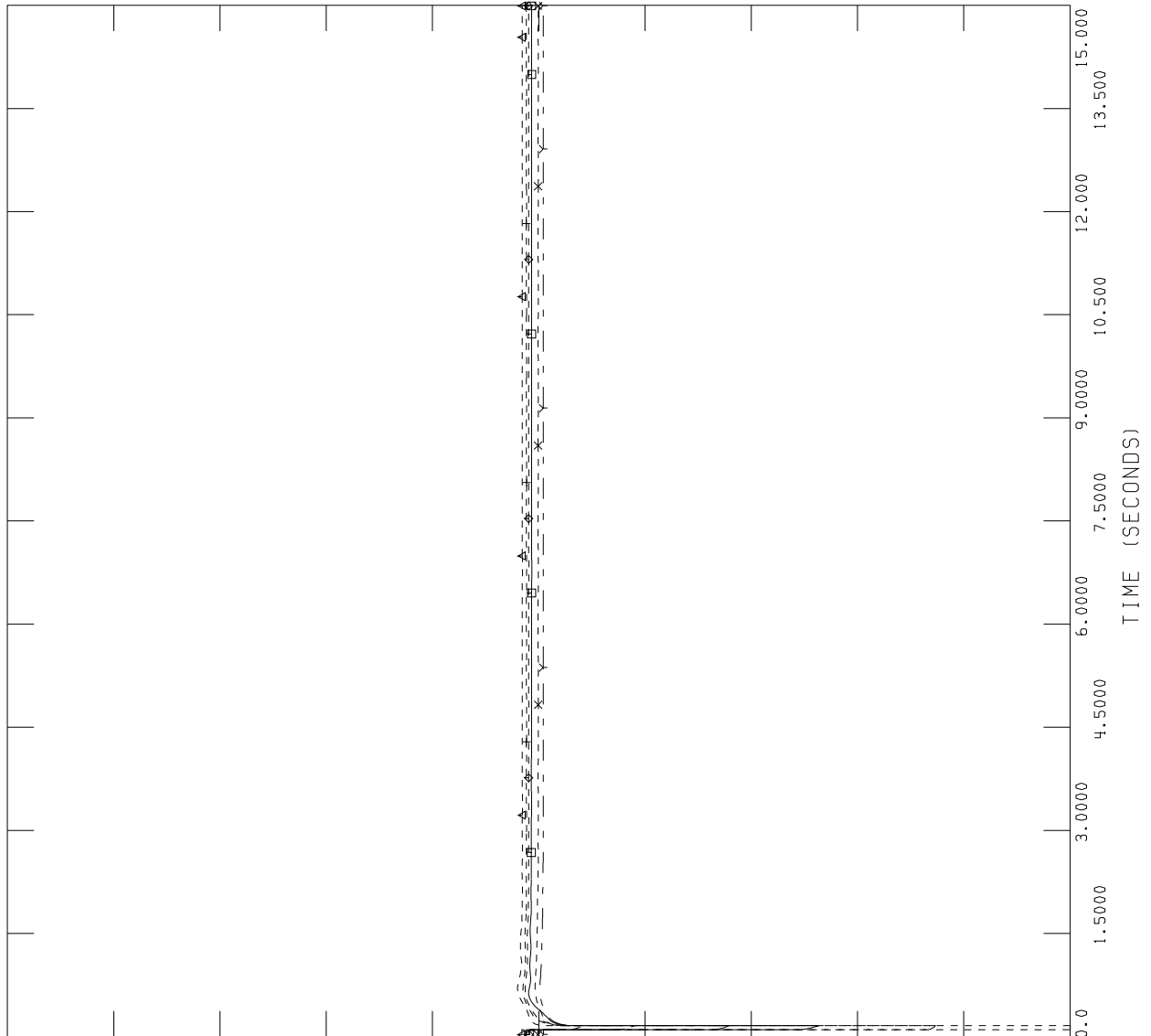
TUE, AUG 10 2004 9:23
FLT_2_1PH_VOLTAGES



SPP MDWG 04 STABILITY; 2010 SUM PEAK; MODIFIED
GEN-2004-008 BASECASE INCLUDING PRIOR QUEUED

FILE: C:\Interconnection Studies\Working\basecase\RESULTS\FLT_2_3PH.OUT

Time (s)	CHNL #	Channel Name	Value
2.0000	276	[VOLTAGE HAWTH 345KV]	0.0
2.0000	293	[VOLTAGE PLEASNT HIL 345KV]	0.0
2.0000	296	[VOLTAGE FAIRPT 345KV]	0.0
2.0000	292	[VOLTAGE ST JOE 345KV]	0.0
2.0000	281	[VOLTAGE JEC N 345KV]	0.0
2.0000	279	[VOLTAGE IATAN 345KV]	0.0



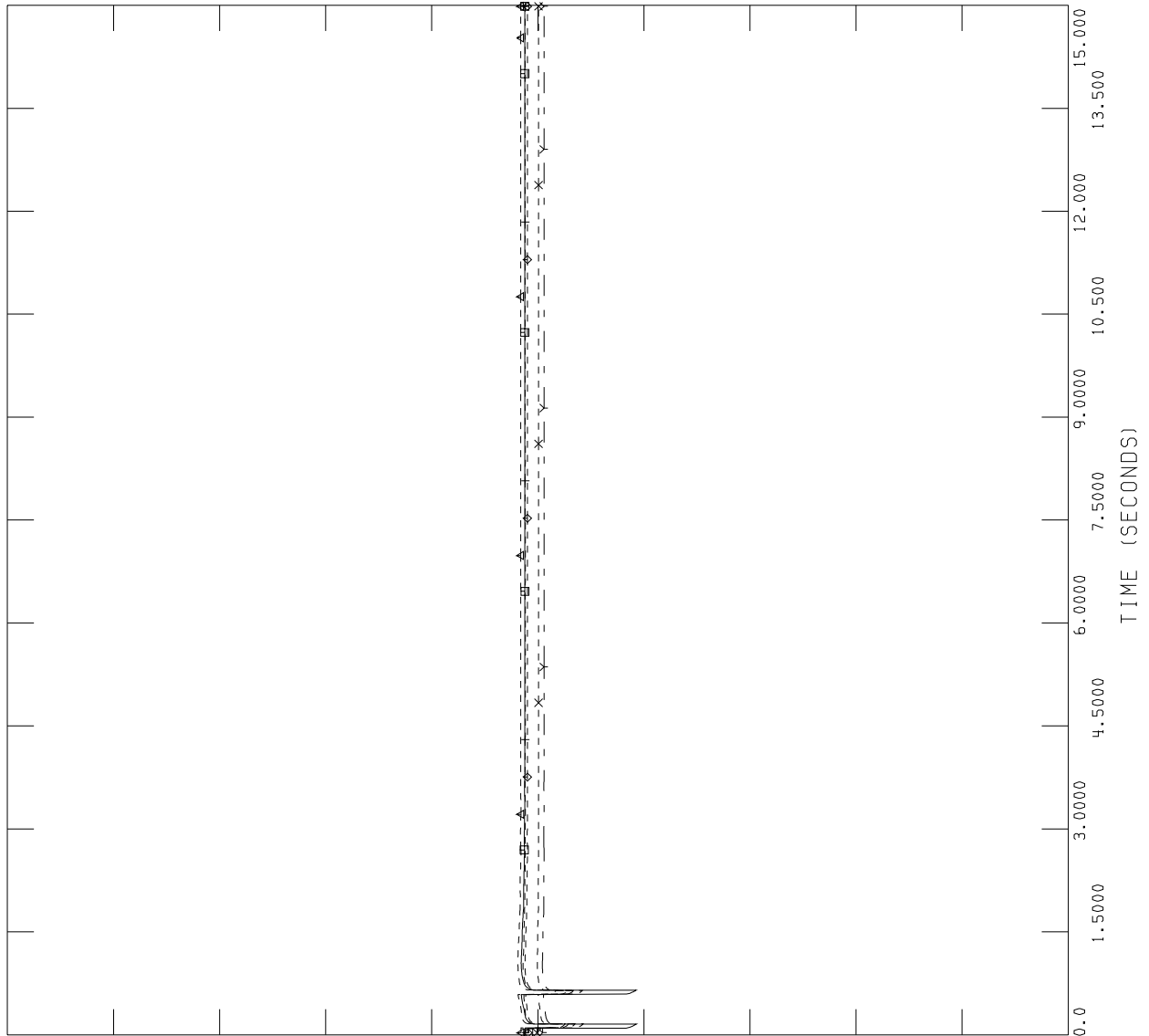
TUE, AUG 10 2004 9:23
FLT_2_3PH_VOLTAGES



SPP MDWG 04 STABILITY; 2010 SUM PEAK; MODIFIED
GEN-2004-008 BASECASE INCLUDING PRIOR QUEUED

FILE: C:\Interconnection Studies\Working\basecase\RESULTS\FLT_3_1PH.OUT

Time (s)	Channel	Value
2.0000	CHNL# 276: [VOLTAGE HAWTH 345KV]	0.0
2.0000	CHNL# 293: [VOLTAGE PLEASNT HIL 345KV]	0.0
2.0000	CHNL# 296: [VOLTAGE FAIRPT 345KV]	0.0
2.0000	CHNL# 292: [VOLTAGE ST JOE 345KV]	0.0
2.0000	CHNL# 281: [VOLTAGE JEC N 345KV]	0.0
2.0000	CHNL# 279: [VOLTAGE IATAN 345KV]	0.0




TUE, AUG 10 2004 9:23
FLT_3_1PH_VOLTAGES



SPP MDWG 04 STABILITY; 2010 SUM PEAK; MODIFIED
GEN-2004-008 BASECASE INCLUDING PRIOR QUEUED

FILE: C:\Interconnection Studies\Working\basecase\RESULTS\FLT_3_3PH.OUT

Time (s)	CHNL# 276: [VOLTAGE HAWTH 345KV]	CHNL# 293: [VOLTAGE PLEASNT HIL 345KV]	CHNL# 296: [VOLTAGE FAIRPT 345KV]	CHNL# 292: [VOLTAGE ST JOE 345KV]	CHNL# 281: [VOLTAGE JEC N 345KV]	CHNL# 279: [VOLTAGE IATAN 345KV]
2.0000	0.0	0.0	0.0	0.0	0.0	0.0
2.0000	0.0	0.0	0.0	0.0	0.0	0.0
2.0000	0.0	0.0	0.0	0.0	0.0	0.0
2.0000	0.0	0.0	0.0	0.0	0.0	0.0
2.0000	0.0	0.0	0.0	0.0	0.0	0.0
2.0000	0.0	0.0	0.0	0.0	0.0	0.0




TUE, AUG 10 2004 9:23
FLT_3_3PH_VOLTAGES



SPP MDWG 04 STABILITY; 2010 SUM PEAK; MODIFIED
GEN-2004-008 BASECASE INCLUDING PRIOR QUEUED

FILE: C:\Interconnection Studies\Working\basecase\RESULTS\FLT_4_1PH.OUT

Channel	Marker	Value
CHNL# 276: [VOLTAGE HAWTH 345KV]	Y	0.0
CHNL# 293: [VOLTAGE PLEASNT HIL 345KV]	X	0.0
CHNL# 296: [VOLTAGE FAIRPT 345KV]	+	0.0
CHNL# 292: [VOLTAGE ST JOE 345KV]	◇	0.0
CHNL# 281: [VOLTAGE JEC N 345KV]	△	0.0
CHNL# 279: [VOLTAGE IATAN 345KV]	□	0.0




TUE, AUG 10 2004 9:23
FLT_4_1PH_VOLTAGES



SPP MDWG 04 STABILITY; 2010 SUM PEAK; MODIFIED
GEN-2004-008 BASECASE INCLUDING PRIOR QUEUED

FILE: C:\Interconnection Studies\Working\basecase\RESULTS\FLT_4_3PH.OUT

Time (s)	CHNL #	Channel Name	Value
2.0000	276	[VOLTAGE HAWTH 345KV]	0.0
2.0000	293	[VOLTAGE PLEASNT HIL 345KV]	0.0
2.0000	296	[VOLTAGE FAIRPT 345KV]	0.0
2.0000	292	[VOLTAGE ST JOE 345KV]	0.0
2.0000	281	[VOLTAGE JEC N 345KV]	0.0
2.0000	279	[VOLTAGE IATAN 345KV]	0.0




TUE, AUG 10 2004 9:23
FLT_4_3PH_VOLTAGES



SPP MDWG 04 STABILITY; 2010 SUM PEAK; MODIFIED
GEN-2004-008 BASECASE INCLUDING PRIOR QUEUED

FILE: C:\Interconnection Studies\Working\basecase\RESULTS\FLT_5_1PH.OUT

Channel	Marker	Value
CHNL# 276: [VOLTAGE HAWTH 345KV]	Y	0.0
CHNL# 293: [VOLTAGE PLEASNT HIL 345KV]	X	0.0
CHNL# 296: [VOLTAGE FAIRPT 345KV]	+	0.0
CHNL# 292: [VOLTAGE ST JOE 345KV]	◇	0.0
CHNL# 281: [VOLTAGE JEC N 345KV]	△	0.0
CHNL# 279: [VOLTAGE IATAN 345KV]	□	0.0




TUE, AUG 10 2004 9:23
FLT_5_1PH_VOLTAGES



SPP MDWG 04 STABILITY; 2010 SUM PEAK; MODIFIED
GEN-2004-008 BASECASE INCLUDING PRIOR QUEUED

FILE: C:\Interconnection Studies\Working\basecase\RESULTS\FLT_5_3PH.OUT

Channel	Marker	Value
CHNL# 276: [VOLTAGE HAWTH 345KV]	Y	0.0
CHNL# 293: [VOLTAGE PLEASNT HIL 345KV]	X	0.0
CHNL# 296: [VOLTAGE FAIRPT 345KV]	+	0.0
CHNL# 292: [VOLTAGE ST JOE 345KV]	◇	0.0
CHNL# 281: [VOLTAGE JEC N 345KV]	△	0.0
CHNL# 279: [VOLTAGE IATAN 345KV]	□	0.0




TUE, AUG 10 2004 9:23
FLT_5_3PH_VOLTAGES



SPP MDWG 04 STABILITY; 2010 SUM PEAK; MODIFIED
GEN-2004-008 BASECASE INCLUDING PRIOR QUEUED

FILE: C:\Interconnection Studies\Working\basecase\RESULTS\FLT_6_1PH.OUT

Channel	Symbol	Value
CHNL# 276: [VOLTAGE HAWTH 345KV]	Y	0.0
CHNL# 293: [VOLTAGE PLEASNT HIL 345KV]	X	0.0
CHNL# 296: [VOLTAGE FAIRPT 345KV]	+	0.0
CHNL# 292: [VOLTAGE ST JOE 345KV]	◇	0.0
CHNL# 281: [VOLTAGE JEC N 345KV]	△	0.0
CHNL# 279: [VOLTAGE IATAN 345KV]	□	0.0




TUE, AUG 10 2004 9:23
FLT_6_1PH_VOLTAGES



SPP MDWG 04 STABILITY; 2010 SUM PEAK; MODIFIED
GEN-2004-008 BASECASE INCLUDING PRIOR QUEUED

FILE: C:\Interconnection Studies\Working\basecase\RESULTS\FLT_6_3PH.OUT

Channel	Marker	Value
CHNL# 276: [VOLTAGE HAWTH 345KV]	↔	0.0
CHNL# 293: [VOLTAGE PLEASNT HIL 345KV]	*	0.0
CHNL# 296: [VOLTAGE FAIRPT 345KV]	+	0.0
CHNL# 292: [VOLTAGE ST JOE 345KV]	◇	0.0
CHNL# 281: [VOLTAGE JEC N 345KV]	◀	0.0
CHNL# 279: [VOLTAGE IATAN 345KV]	▣	0.0



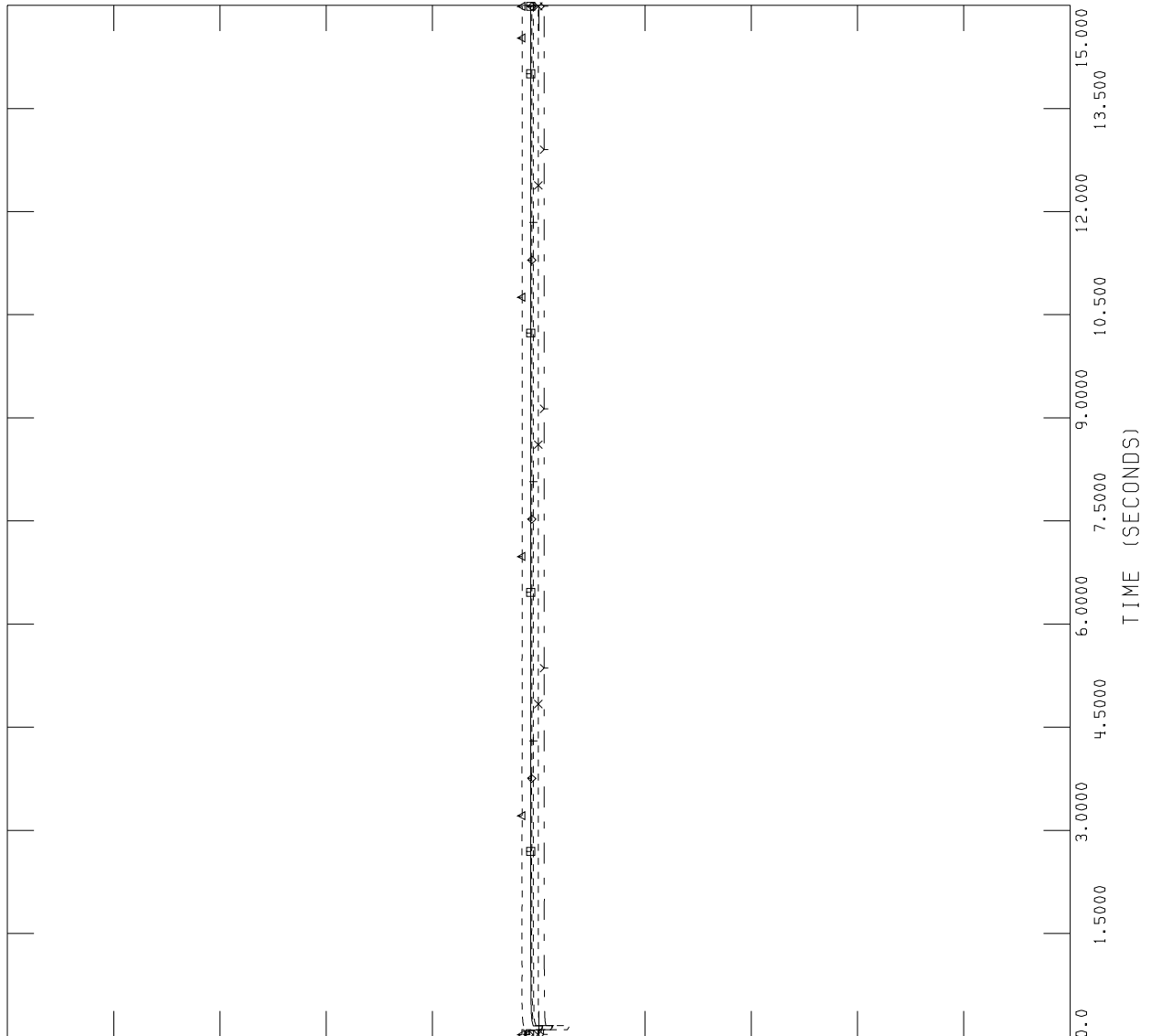
TUE, AUG 10 2004 9:24
FLT_6_3PH_VOLTAGES



SPP MDWG 04 STABILITY; 2010 SUM PEAK; MODIFIED
GEN-2004-008 BASECASE INCLUDING PRIOR QUEUED

FILE: C:\Interconnection Studies\Working\basecase\RESULTS\FLT_7_1PH.OUT

Channel	Symbol	Value
CHNL# 276: [VOLTAGE HAWTH 345KV]	Y	0.0
CHNL# 293: [VOLTAGE PLEASNT HIL 345KV]	X	0.0
CHNL# 296: [VOLTAGE FAIRPT 345KV]	+	0.0
CHNL# 292: [VOLTAGE ST JOE 345KV]	◇	0.0
CHNL# 281: [VOLTAGE JEC N 345KV]	△	0.0
CHNL# 279: [VOLTAGE IATAN 345KV]	□	0.0




TUE, AUG 10 2004 9:24
FLT_7_1PH_VOLTAGES



SPP MDWG 04 STABILITY; 2010 SUM PEAK; MODIFIED
GEN-2004-008 BASECASE INCLUDING PRIOR QUEUED

FILE: C:\Interconnection Studies\Working\basecase\RESULTS\FLT_7_3PH.OUT

Time (s)	CHNL# 276: [VOLTAGE HAWTH 345KV]	CHNL# 293: [VOLTAGE PLEASNT HIL 345KV]	CHNL# 296: [VOLTAGE FAIRPT 345KV]	CHNL# 292: [VOLTAGE ST JOE 345KV]	CHNL# 281: [VOLTAGE JEC N 345KV]	CHNL# 279: [VOLTAGE IATAN 345KV]
2.0000	0.0	0.0	0.0	0.0	0.0	0.0
2.0000	0.0	0.0	0.0	0.0	0.0	0.0
2.0000	0.0	0.0	0.0	0.0	0.0	0.0
2.0000	0.0	0.0	0.0	0.0	0.0	0.0
2.0000	0.0	0.0	0.0	0.0	0.0	0.0
2.0000	0.0	0.0	0.0	0.0	0.0	0.0
2.0000	0.0	0.0	0.0	0.0	0.0	0.0




TUE, AUG 10 2004 9:24
FLT_7_3PH_VOLTAGES



SPP MDWG 04 STABILITY; 2010 SUM PEAK; MODIFIED
GEN-2004-008 BASECASE INCLUDING PRIOR QUEUED

FILE: C:\Interconnection Studies\Working\basecase\RESULTS\FLT_8_1PH.OUT

Time (s)	CHNL #	Channel Name	Value
2.0000	276	[VOLTAGE HAWTH 345KV]	0.0
2.0000	293	[VOLTAGE PLEASNT HIL 345KV]	0.0
2.0000	296	[VOLTAGE FAIRPT 345KV]	0.0
2.0000	292	[VOLTAGE ST JOE 345KV]	0.0
2.0000	281	[VOLTAGE JEC N 345KV]	0.0
2.0000	279	[VOLTAGE IATAN 345KV]	0.0




TUE, AUG 10 2004 9:24
FLT_8_1PH_VOLTAGES



SPP MDWG 04 STABILITY; 2010 SUM PEAK; MODIFIED
GEN-2004-008 BASECASE INCLUDING PRIOR QUEUED

FILE: C:\Interconnection Studies\Working\basecase\RESULTS\FLT_8_3PH.OUT

Time (s)	CHNL #	Channel Name	Value
2.0000	276	[VOLTAGE HAWTH 345KV]	0.0
2.0000	293	[VOLTAGE PLEASNT HIL 345KV]	0.0
2.0000	296	[VOLTAGE FAIRPT 345KV]	0.0
2.0000	292	[VOLTAGE ST JOE 345KV]	0.0
2.0000	281	[VOLTAGE JEC N 345KV]	0.0
2.0000	279	[VOLTAGE IATAN 345KV]	0.0



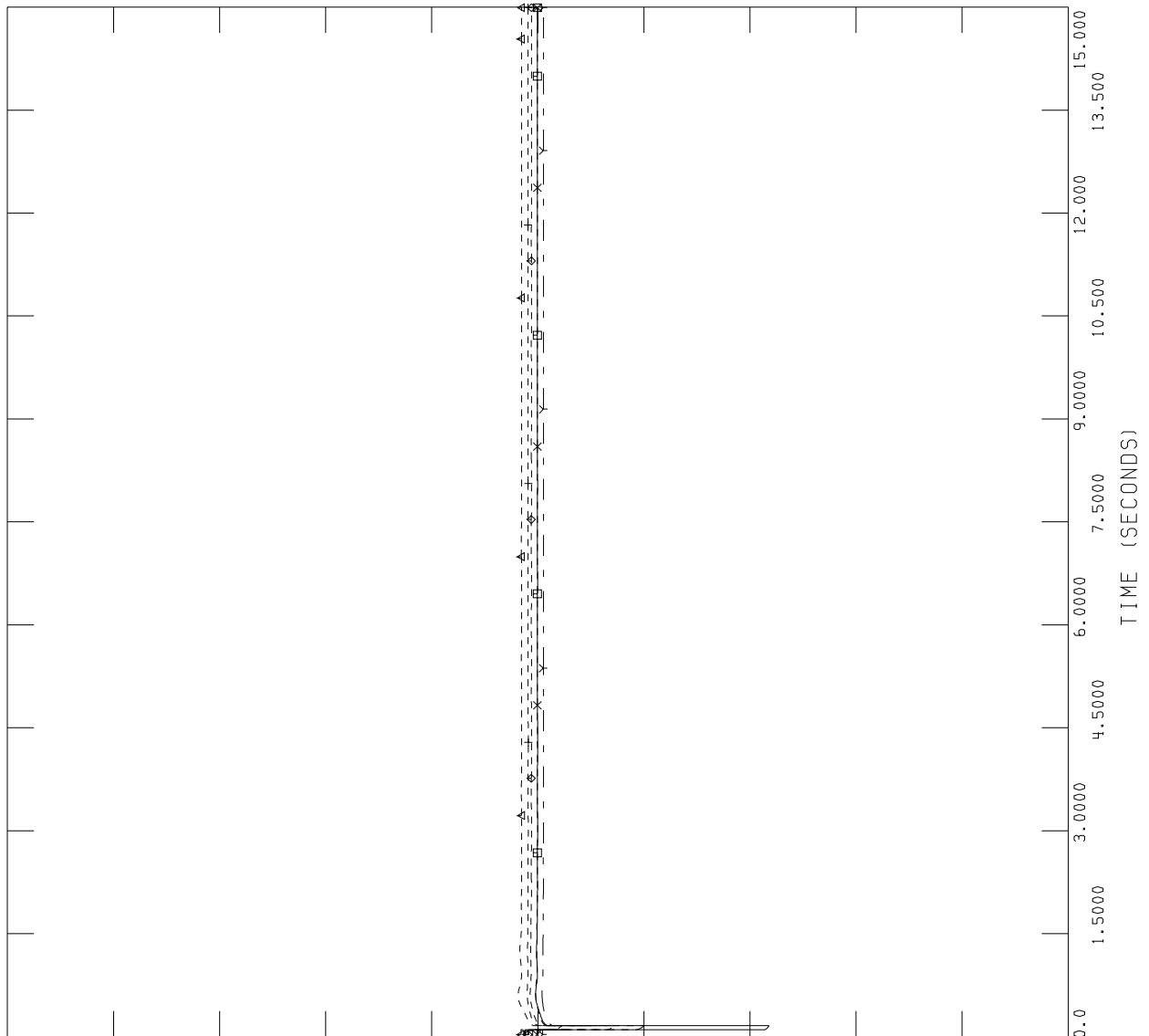
TUE, AUG 10 2004 9:24
FLT_8_3PH_VOLTAGES



SPP MDWG 04 STABILITY; 2010 SUM PEAK; MODIFIED
GEN-2004-008 BASECASE INCLUDING PRIOR QUEUED

FILE: C:\Interconnection Studies\Working\basecase\RESULTS\FLT_9.OUT

Time (s)	Channel	Value
2.0000	CHNL# 276: [VOLTAGE HAWTH 345KV]	0.0
2.0000	CHNL# 293: [VOLTAGE PLEASNT HIL 345KV]	0.0
2.0000	CHNL# 296: [VOLTAGE FAIRPT 345KV]	0.0
2.0000	CHNL# 292: [VOLTAGE ST JOE 345KV]	0.0
2.0000	CHNL# 281: [VOLTAGE JEC N 345KV]	0.0
2.0000	CHNL# 279: [VOLTAGE IATAN 345KV]	0.0




TUE, AUG 10 2004 9:24
FLT_9_VOLTAGES



SPP MDWG 04 STABILITY; 2010 SUM PEAK; MODIFIED
GEN-2004-008 BASECASE INCLUDING PRIOR QUEUED

FILE: C:\Interconnection Studies\Working\basecase\RESULTS\FLT_10.OUT

Time (s)	Channel	Value
2.0000	CHNL# 276: [VOLTAGE HAWTH 345KV]	0.0
2.0000	CHNL# 293: [VOLTAGE PLEASNT HIL 345KV]	0.0
2.0000	CHNL# 296: [VOLTAGE FAIRPT 345KV]	0.0
2.0000	CHNL# 292: [VOLTAGE ST JOE 345KV]	0.0
2.0000	CHNL# 281: [VOLTAGE JEC N 345KV]	0.0
2.0000	CHNL# 279: [VOLTAGE IATAN 345KV]	0.0




TUE, AUG 10 2004 9:24
FLT_10_VOLTAGES



SPP MDWG 04 STABILITY; 2010 SUM PEAK; MODIFIED
GEN-2004-008 BASECASE INCLUDING PRIOR QUEUED

FILE: C:\Interconnection Studies\Working\basecase\RESULTS\FLT_11.OUT

Time (s)	Channel	Value
2.0000	CHNL# 276: [VOLTAGE HAWTH 345KV]	0.0
2.0000	CHNL# 293: [VOLTAGE PLEASNT HIL 345KV]	0.0
2.0000	CHNL# 296: [VOLTAGE FAIRPT 345KV]	0.0
2.0000	CHNL# 292: [VOLTAGE ST JOE 345KV]	0.0
2.0000	CHNL# 281: [VOLTAGE JEC N 345KV]	0.0
2.0000	CHNL# 279: [VOLTAGE IATAN 345KV]	0.0



TUE, AUG 10 2004 9:24
FLT_11_VOLTAGES

Appendix B-1

Plots of Fault Simulations

Plots of selected machine angle response during faults

Scenario:

2010 Summer Peak

900MW

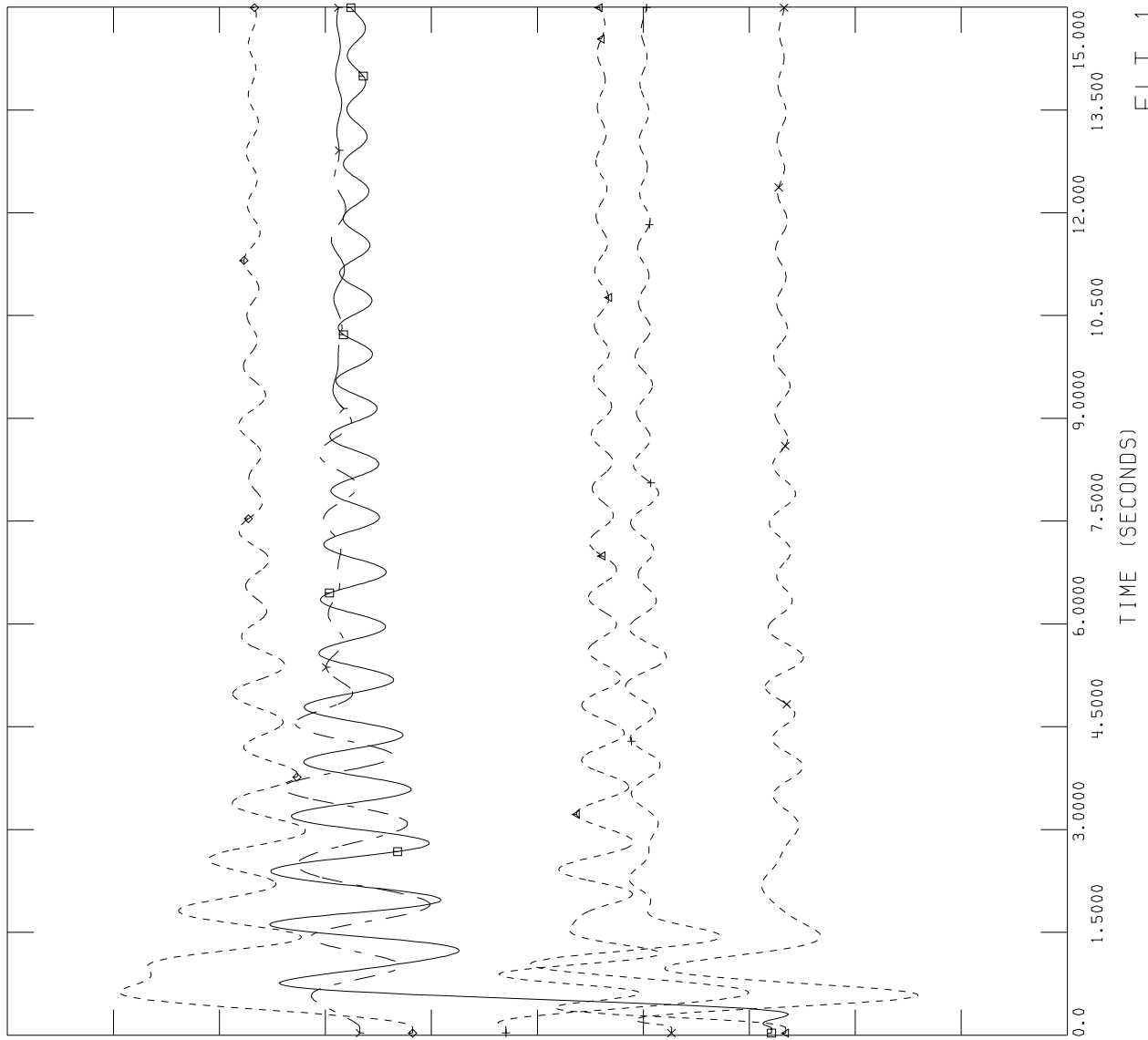
[Customer Plant at 900MW – No Network Upgrades]



SPP MDWG 04 STABILITY; 2010 SUM PEAK; MODIFIED
GEN-2004-008 BASECASE INCLUDING PRIOR QUEUED

FILE: C:\Interconnection Studies\Working\900MW\RESULTS\FLT_1_1PH.OUT

Channel	Legend	Scale
CHNL# 10: [CANG NE CT13 KCPL]	--->---	10.000
CHNL# 14: [CANG JEFFREY EN CNTR WERE]	---x---	20.000
CHNL# 16: [CANG TECUMSEH EN CNTR WERE]	---+---	0.0
CHNL# 66: [CANG COOPER NPPD]	---◇---	10.000
CHNL# 3: [CANG IATAN G1 KCPL]	---△---	0.0
CHNL# 2: [CANG IATAN G2 KCPL]	---□---	25.000



MON, AUG 09 2004 16:33

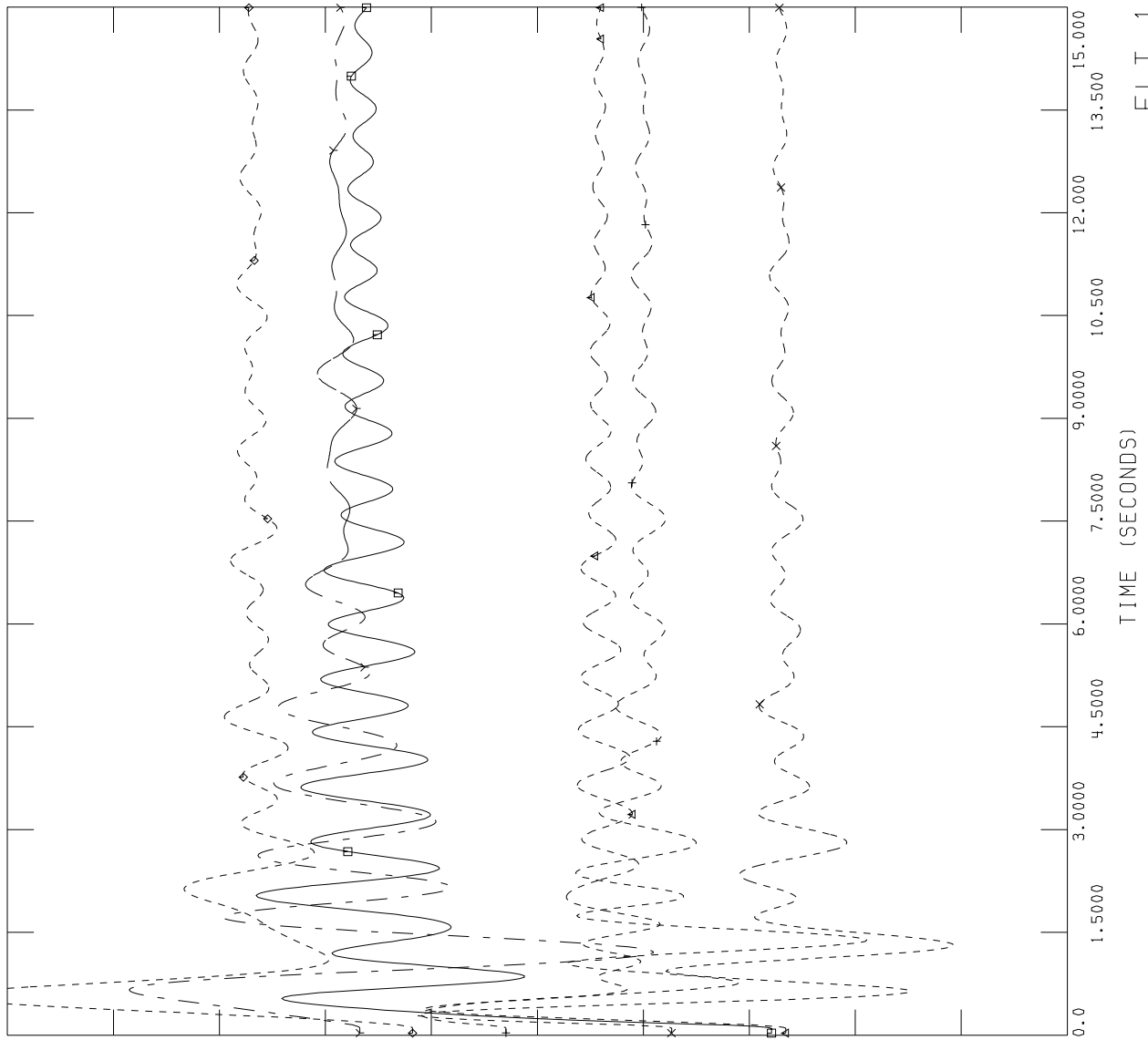
FLT_1_1PH_MACHINE ANGLES



SPP MDWG 04 STABILITY; 2010 SUM PEAK; MODIFIED
GEN-2004-008 BASECASE INCLUDING PRIOR QUEUED

FILE: C:\Interconnection Studies\Working\900MW\RESULTS\FLT_1_3PH.OUT

Channel	Legend	Scale
CHNL# 10: [CANG NE CT13 KCPL]	--->---	10.000
CHNL# 14: [CANG JEFFREY EN CNTR WERE]	*---*	20.000
CHNL# 16: [CANG TECUMSEH EN CNTR WERE]	+---+	0.0
CHNL# 66: [CANG COOPER NPPD]	◇---◇	10.000
CHNL# 3: [CANG IATAN G1 KCPL]	△---△	0.0
CHNL# 2: [CANG IATAN G2 KCPL]	□---□	25.000



MON, AUG 09 2004 16:33

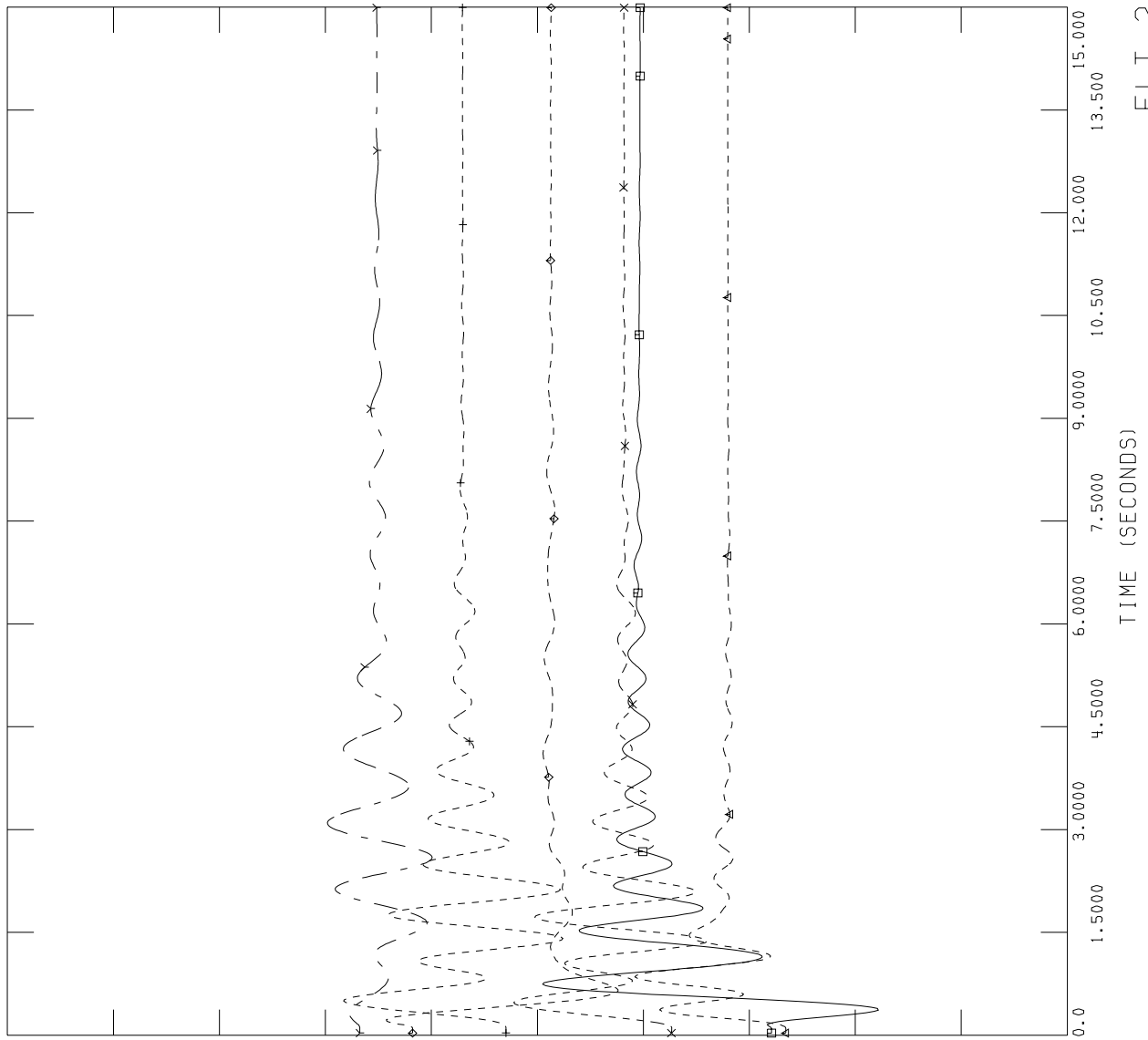
FLT_1_3PH_MACHINE ANGLES



SPP MDWG 04 STABILITY; 2010 SUM PEAK; MODIFIED
GEN-2004-008 BASECASE INCLUDING PRIOR QUEUED

FILE: C:\Interconnection Studies\Working\900MW\RESULTS\FLT_2_1PH.OUT

Value	Channel Name	Value
35.000	CHNL# 10: [CANG NE CT13 KCPL]	10.000
45.000	CHNL# 14: [CANG JEFFREY EN CNTR WERE]	20.000
25.000	CHNL# 16: [CANG TECUMSEH EN CNTR WERE]	0.0
35.000	CHNL# 66: [CANG COOPER NPPD]	10.000
100.00	CHNL# 3: [CANG IATAN G1 KCPL]	0.0
70.000	CHNL# 2: [CANG IATAN G2 KCPL]	25.000



MON, AUG 09 2004 16:33

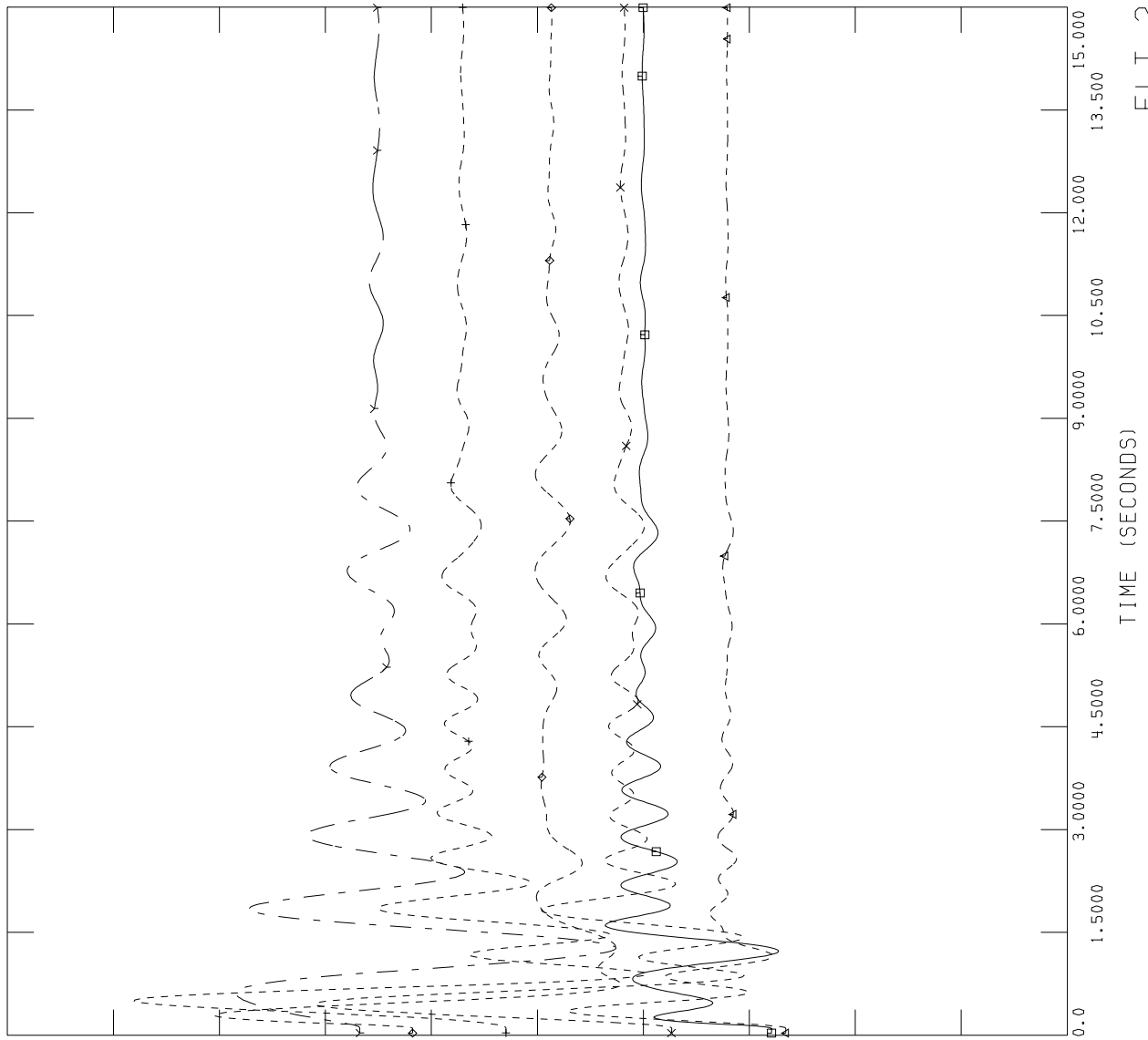
FLT_2_1PH_MACHINE ANGLES



SPP MDWG 04 STABILITY; 2010 SUM PEAK; MODIFIED
GEN-2004-008 BASECASE INCLUDING PRIOR QUEUED

FILE: C:\Interconnection Studies\Working\900MW\RESULTS\FLT_2_3PH.OUT

Value	Channel Name	Value
35.000	CHNL# 10: [CANG NE CT13 KCPL]	10.000
45.000	CHNL# 14: [CANG JEFFREY EN CNTR WERE]	20.000
25.000	CHNL# 16: [CANG TECUMSEH EN CNTR WERE]	0.0
35.000	CHNL# 66: [CANG COOPER NPPD]	10.000
100.00	CHNL# 3: [CANG IATAN G1 KCPL]	0.0
70.000	CHNL# 2: [CANG IATAN G2 KCPL]	25.000



MON, AUG 09 2004 16:33

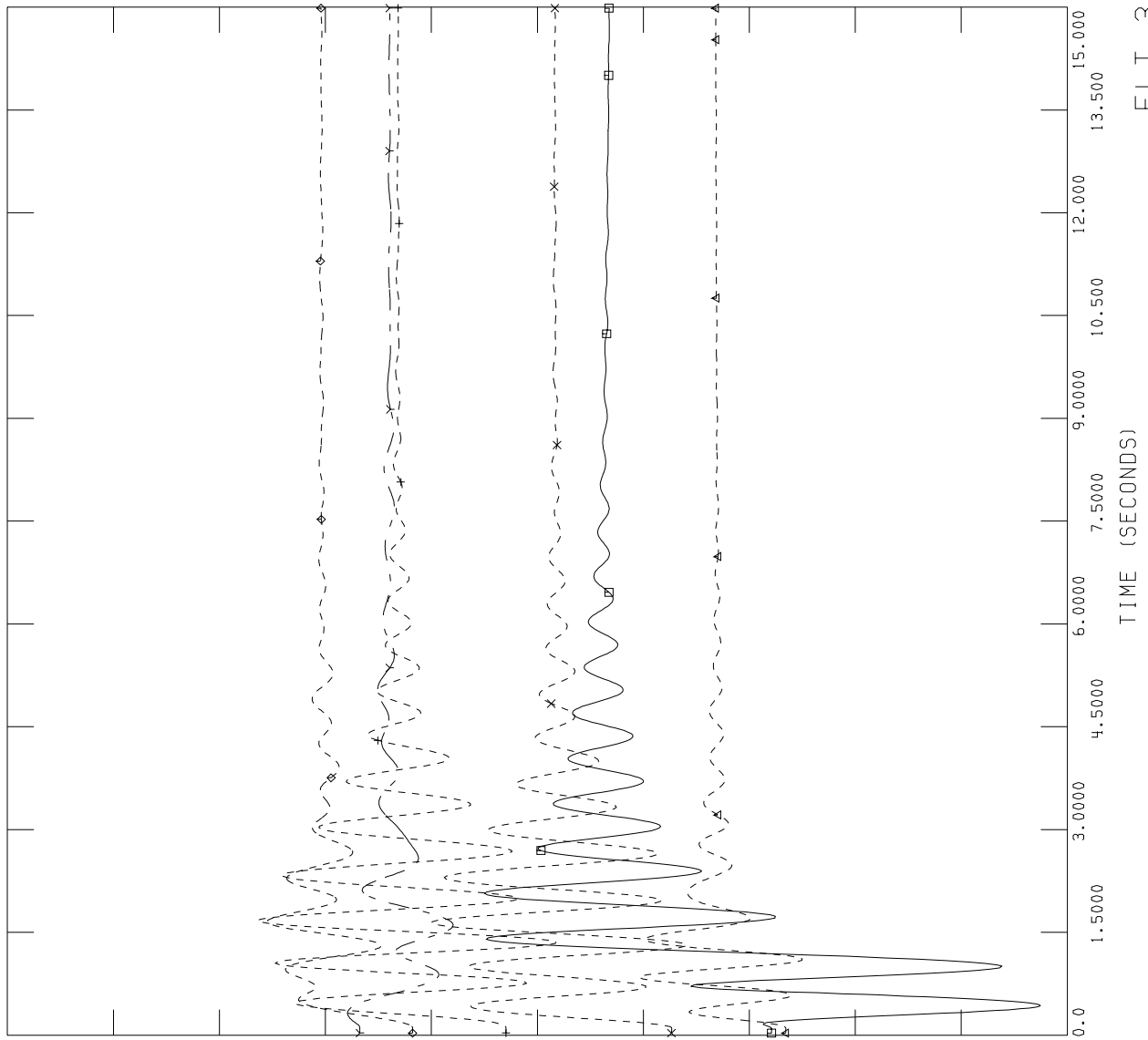
FLT_2_3PH_MACHINE ANGLES



SPP MDWG 04 STABILITY; 2010 SUM PEAK; MODIFIED
GEN-2004-008 BASECASE INCLUDING PRIOR QUEUED

FILE: C:\Interconnection Studies\Working\900MW\RESULTS\FLT_3_1PH.OUT

Value	Channel Name	Value
35.000	CHNL# 10: [CANG NE CT13 KCPL]	10.000
45.000	CHNL# 14: [CANG JEFFREY EN CNTR WERE]	20.000
25.000	CHNL# 16: [CANG TECUMSEH EN CNTR WERE]	0.0
35.000	CHNL# 66: [CANG COOPER NPPD]	10.000
100.00	CHNL# 3: [CANG IATAN G1 KCPL]	0.0
70.000	CHNL# 2: [CANG IATAN G2 KCPL]	25.000



MON, AUG 09 2004 16:33

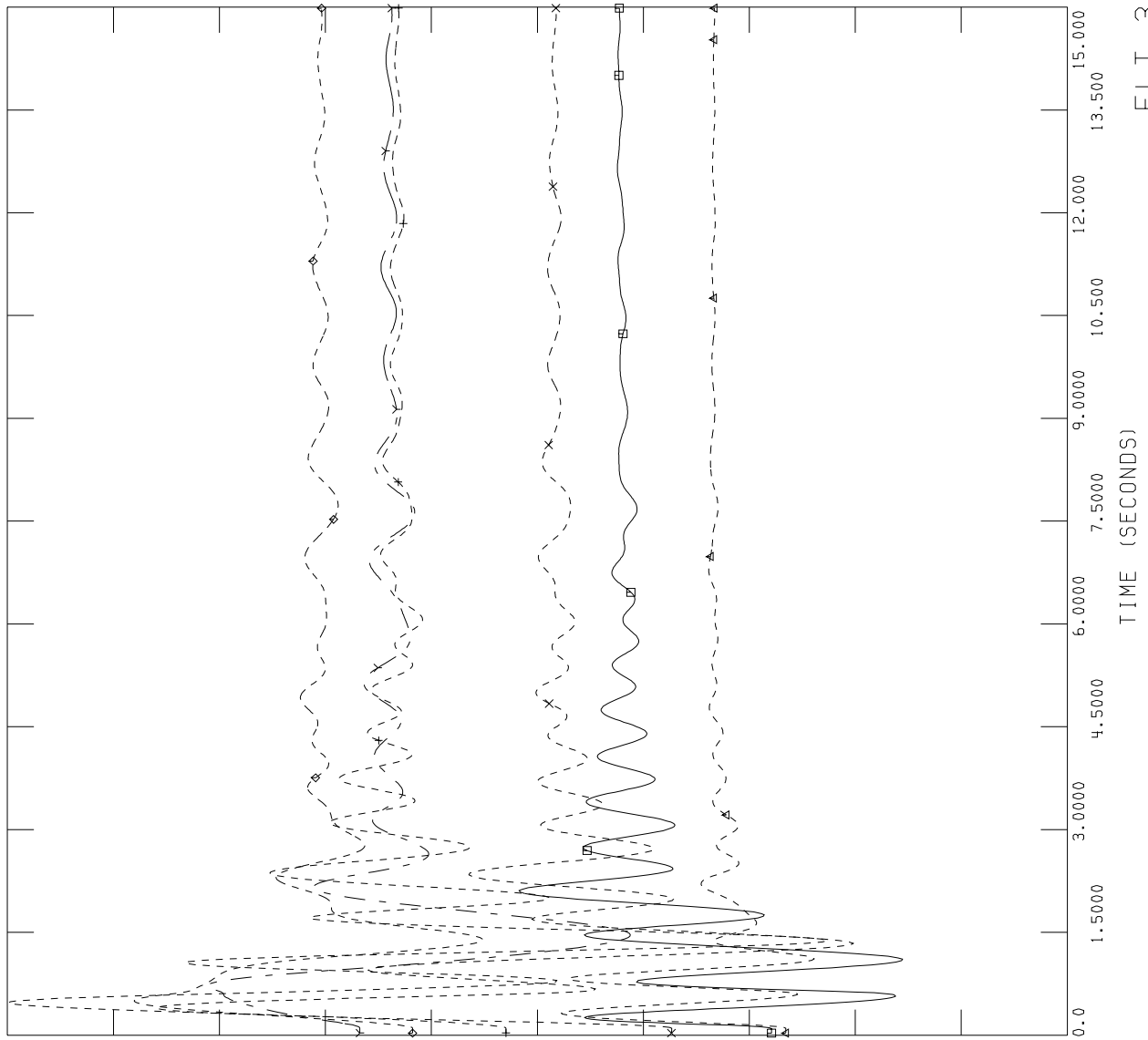
FLT_3_1PH_MACHINE ANGLES



SPP MDWG 04 STABILITY; 2010 SUM PEAK; MODIFIED
GEN-2004-008 BASECASE INCLUDING PRIOR QUEUED

FILE: C:\Interconnection Studies\Working\900MW\RESULTS\FLT_3_3PH.OUT

Channel	Legend	Scale
CHNL# 10: [CANG NE CT13 KCPL]	--->---	10.000
CHNL# 14: [CANG JEFFREY EN CNTR WERE]	---x---	20.000
CHNL# 16: [CANG TECUMSEH EN CNTR WERE]	---+---	0.0
CHNL# 66: [CANG COOPER NPPD]	---◇---	10.000
CHNL# 3: [CANG IATAN G1 KCPL]	---△---	0.0
CHNL# 2: [CANG IATAN G2 KCPL]	---□---	25.000



MON, AUG 09 2004 16:33

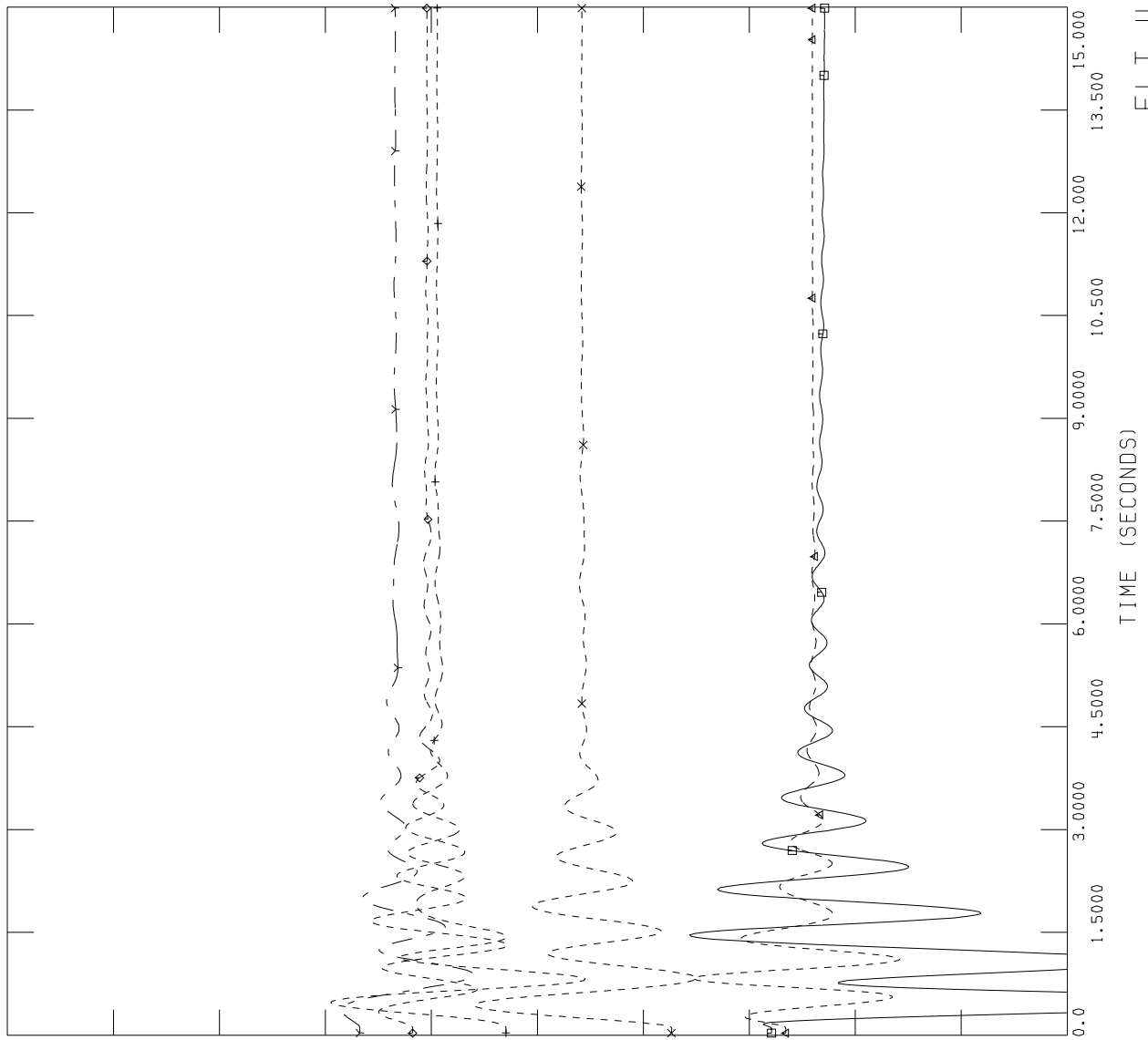
FLT_3_3PH_MACHINE ANGLES



SPP MDWG 04 STABILITY; 2010 SUM PEAK; MODIFIED
 GEN-2004-008 BASECASE INCLUDING PRIOR QUEUED

FILE: C:\Interconnection Studies\Working\900MW\RESULTS\FLT_4_1PH.OUT

Value	Channel Name	Value
35.000	CHNL# 10: [CANG NE CT13 KCPL]	10.000
45.000	CHNL# 14: [CANG JEFFREY EN CNTR WERE]	20.000
25.000	CHNL# 16: [CANG TECUMSEH EN CNTR WERE]	0.0
35.000	CHNL# 66: [CANG COOPER NPPD]	10.000
100.00	CHNL# 3: [CANG IATAN G1 KCPL]	0.0
70.000	CHNL# 2: [CANG IATAN G2 KCPL]	25.000



MON, AUG 09 2004 16:33

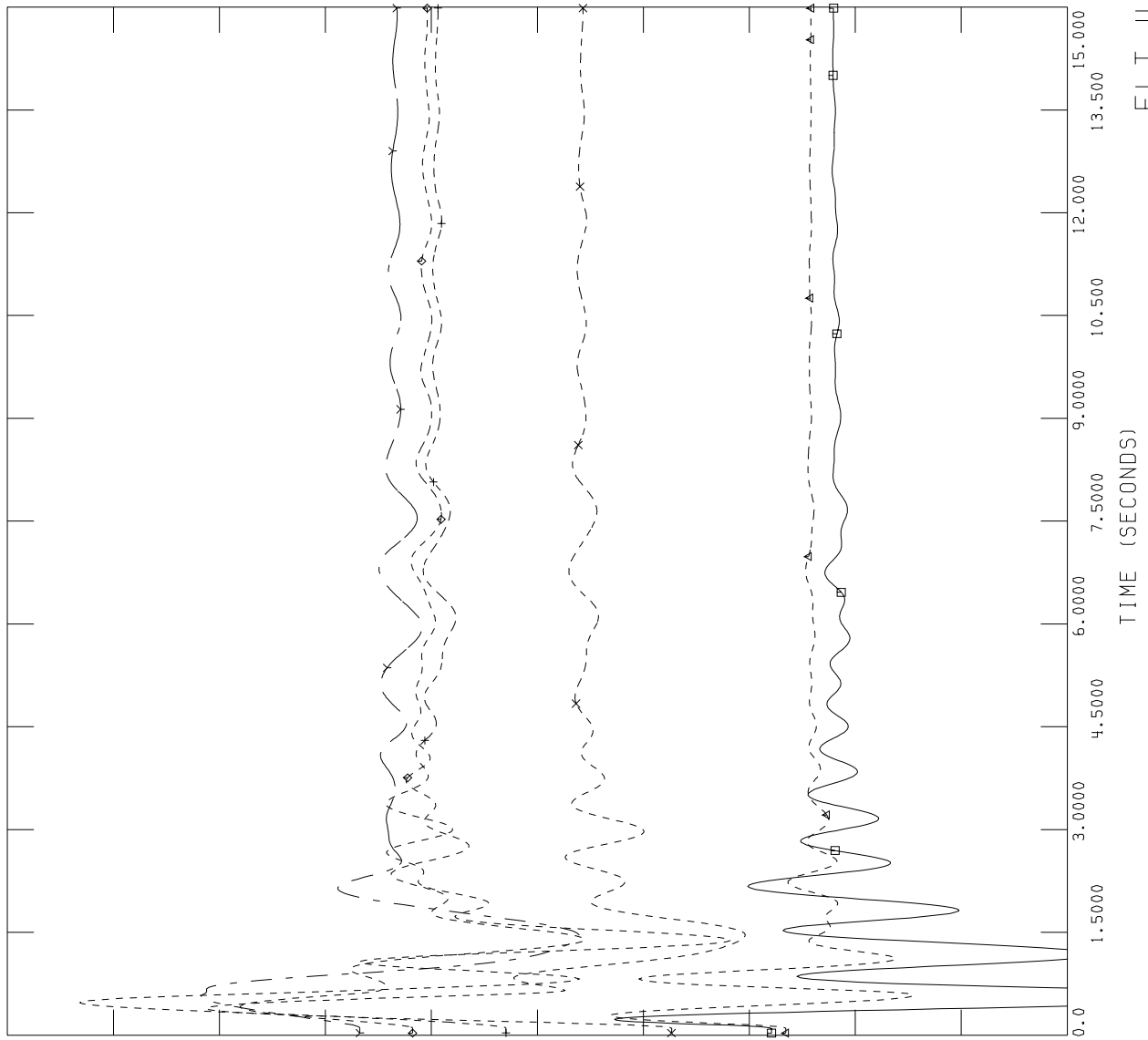
FLT_4_1PH_MACHINE ANGLES



SPP MDWG 04 STABILITY; 2010 SUM PEAK; MODIFIED
GEN-2004-008 BASECASE INCLUDING PRIOR QUEUED

FILE: C:\Interconnection Studies\Working\900MW\RESULTS\FLT_4_3PH.OUT

Channel	Legend	Scale
CHNL# 10: [CANG NE CT13 KCPL]	--->---	10.000
CHNL# 14: [CANG JEFFREY EN CNTR WERE]	---x---	20.000
CHNL# 16: [CANG TECUMSEH EN CNTR WERE]	---+---	0.0
CHNL# 66: [CANG COOPER NPPD]	---◇---	10.000
CHNL# 3: [CANG IATAN G1 KCPL]	---△---	0.0
CHNL# 2: [CANG IATAN G2 KCPL]	---□---	25.000



MON, AUG 09 2004 16:33

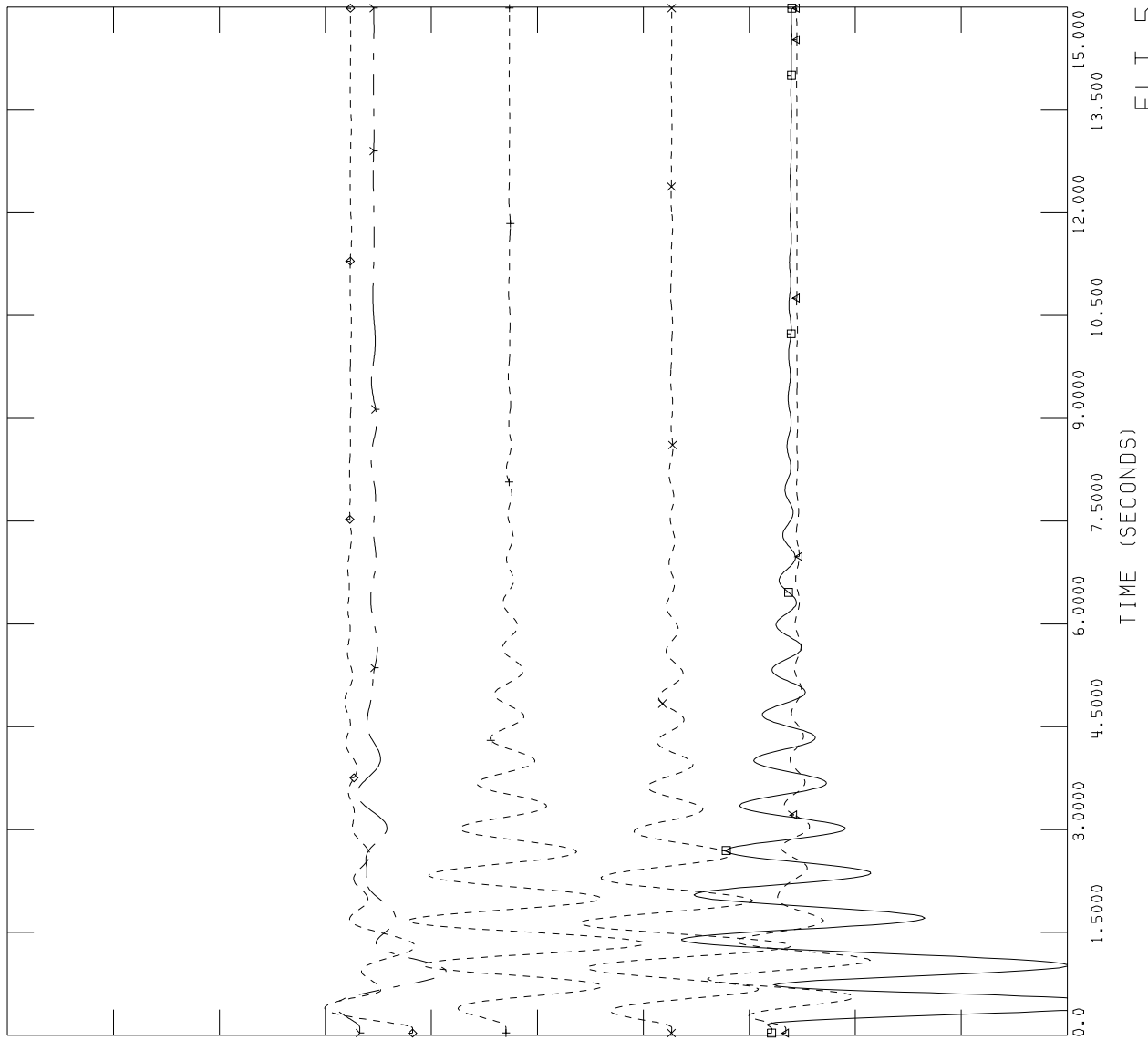
FLT_4_3PH_MACHINE ANGLES



SPP MDWG 04 STABILITY; 2010 SUM PEAK; MODIFIED
GEN-2004-008 BASECASE INCLUDING PRIOR QUEUED

FILE: C:\Interconnection Studies\Working\900MW\RESULTS\FLT_5_1PH.OUT

Channel	Legend	Scale
CHNL# 10: [CANG NE CT13 KCPL]	--->---	10.000
CHNL# 14: [CANG JEFFREY EN CNTR WERE]	---x---	20.000
CHNL# 16: [CANG TECUMSEH EN CNTR WERE]	---+---	0.0
CHNL# 66: [CANG COOPER NPPD]	---◇---	10.000
CHNL# 3: [CANG IATAN G1 KCPL]	---△---	0.0
CHNL# 2: [CANG IATAN G2 KCPL]	---□---	25.000



MON, AUG 09 2004 16:33

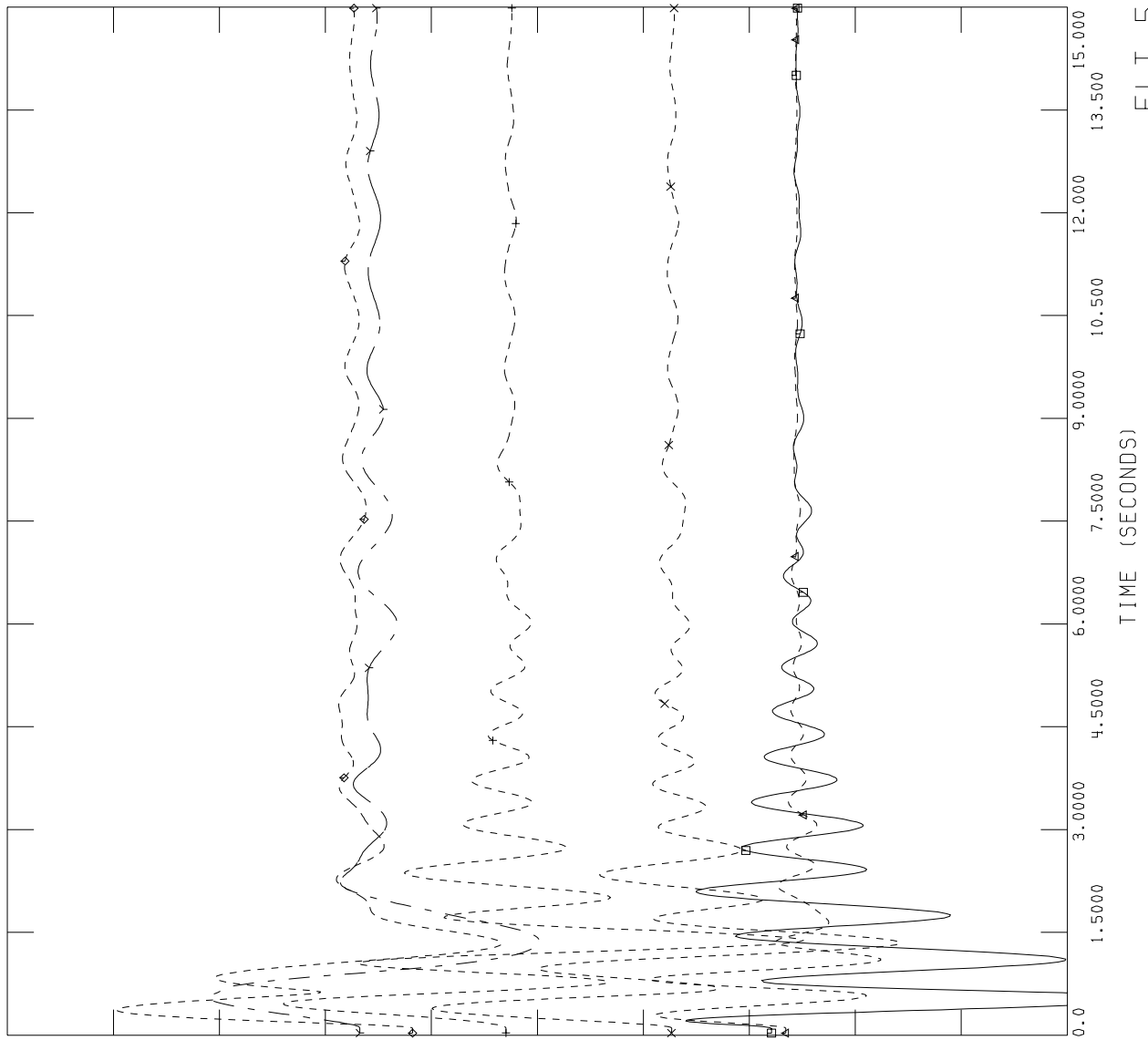
FLT_5_1PH_MACHINE ANGLES



SPP MDWG 04 STABILITY; 2010 SUM PEAK; MODIFIED
GEN-2004-008 BASECASE INCLUDING PRIOR QUEUED

FILE: C:\Interconnection Studies\Working\900MW\RESULTS\FLT_5_3PH.OUT

Channel	Legend	Scale
CHNL# 10: [CANG NE CT13 KCPL]	--->---	10.000
CHNL# 14: [CANG JEFFREY EN CNTR WERE]	---x---	20.000
CHNL# 16: [CANG TECUMSEH EN CNTR WERE]	---+---	0.0
CHNL# 66: [CANG COOPER NPPD]	---◇---	10.000
CHNL# 3: [CANG IATAN G1 KCPL]	---△---	0.0
CHNL# 2: [CANG IATAN G2 KCPL]	---□---	25.000



MON, AUG 09 2004 16:33

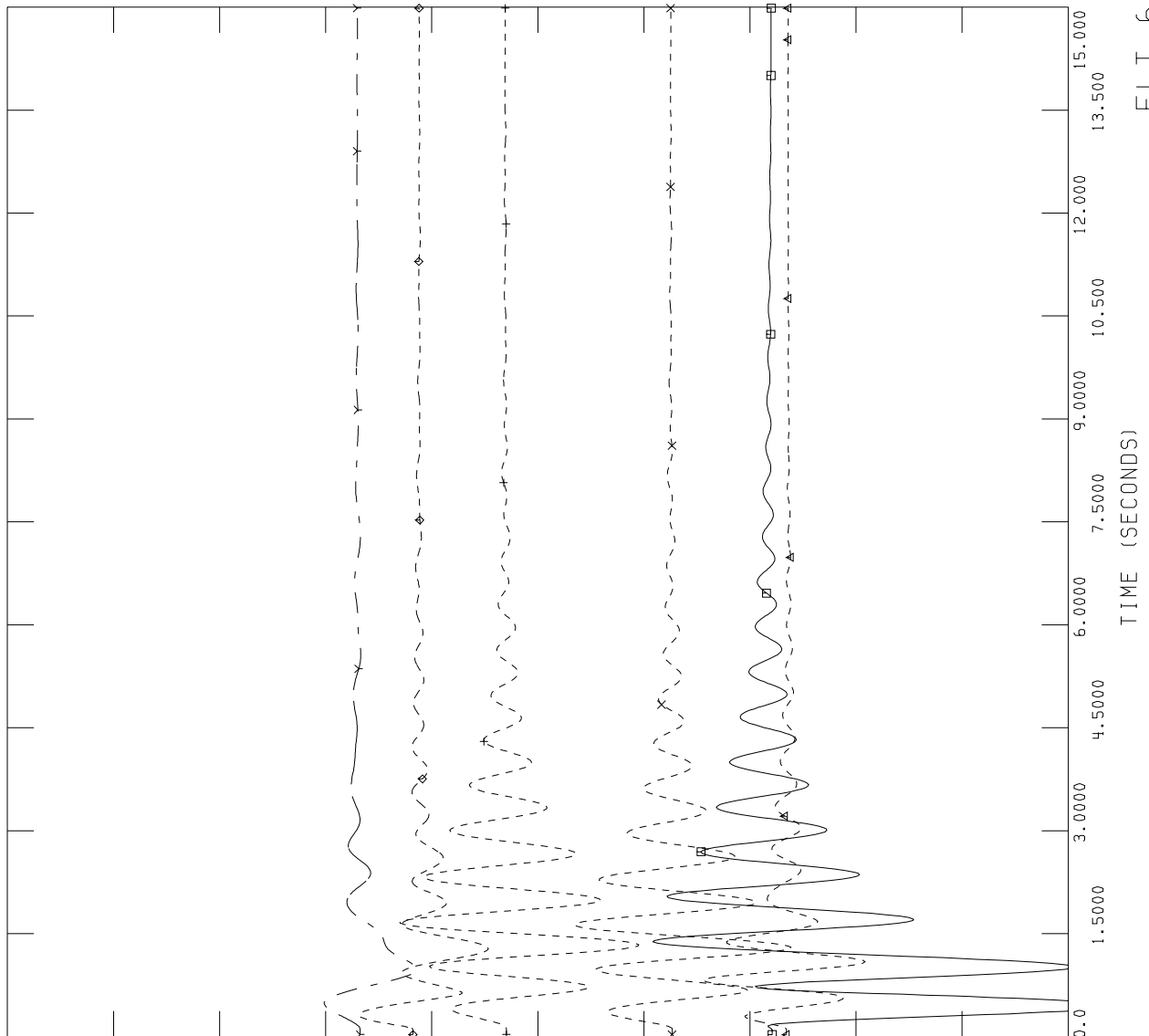
FLT_5_3PH_MACHINE ANGLES



SPP MDWG 04 STABILITY; 2010 SUM PEAK; MODIFIED
GEN-2004-008 BASECASE INCLUDING PRIOR QUEUED

FILE: C:\Interconnection Studies\Working\900MW\RESULTS\FLT_6_1PH.OUT

Channel	Legend	Scale
CHNL# 10: [CANG NE CT13 KCPL]	--->---	10.000
CHNL# 14: [CANG JEFFREY EN CNTR WERE]	---x---	20.000
CHNL# 16: [CANG TECUMSEH EN CNTR WERE]	---+---	0.0
CHNL# 66: [CANG COOPER NPPD]	---◇---	10.000
CHNL# 3: [CANG IATAN G1 KCPL]	---△---	0.0
CHNL# 2: [CANG IATAN G2 KCPL]	---□---	25.000



MON, AUG 09 2004 16:33

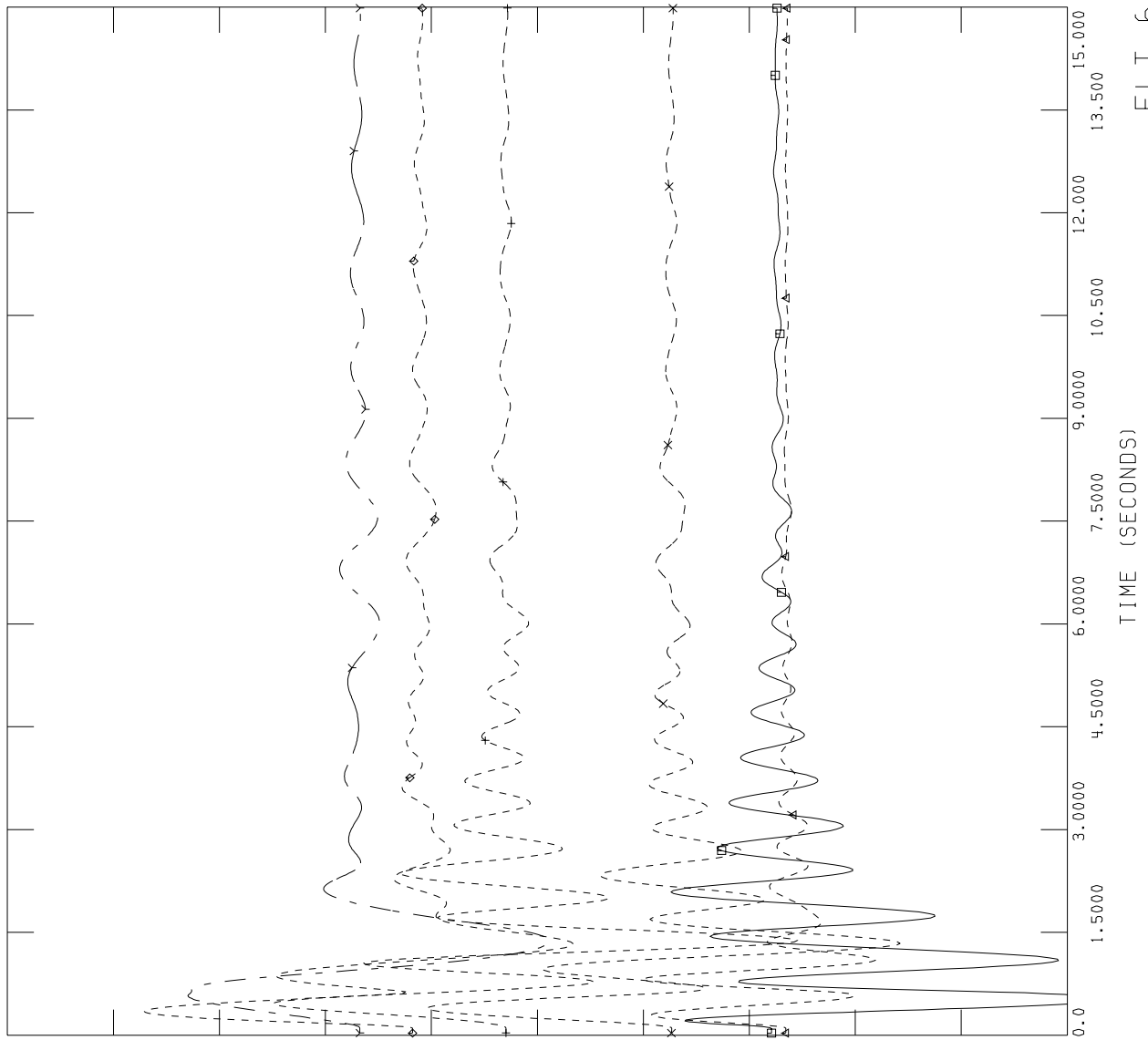
FLT_6_1PH_MACHINE ANGLES



SPP MDWG 04 STABILITY; 2010 SUM PEAK; MODIFIED
GEN-2004-008 BASECASE INCLUDING PRIOR QUEUED

FILE: C:\Interconnection Studies\Working\900MW\RESULTS\FLT_6_3PH.OUT

Channel	Channel Name	Value
35.000	CHNL# 10: [CANG NE CT13 KCPL]	10.000
45.000	CHNL# 14: [CANG JEFFREY EN CNTR WERE]	20.000
25.000	CHNL# 16: [CANG TECUMSEH EN CNTR WERE]	0.0
35.000	CHNL# 66: [CANG COOPER NPPD]	10.000
100.00	CHNL# 3: [CANG IATAN G1 KCPL]	0.0
70.000	CHNL# 2: [CANG IATAN G2 KCPL]	25.000



MON, AUG 09 2004 16:33

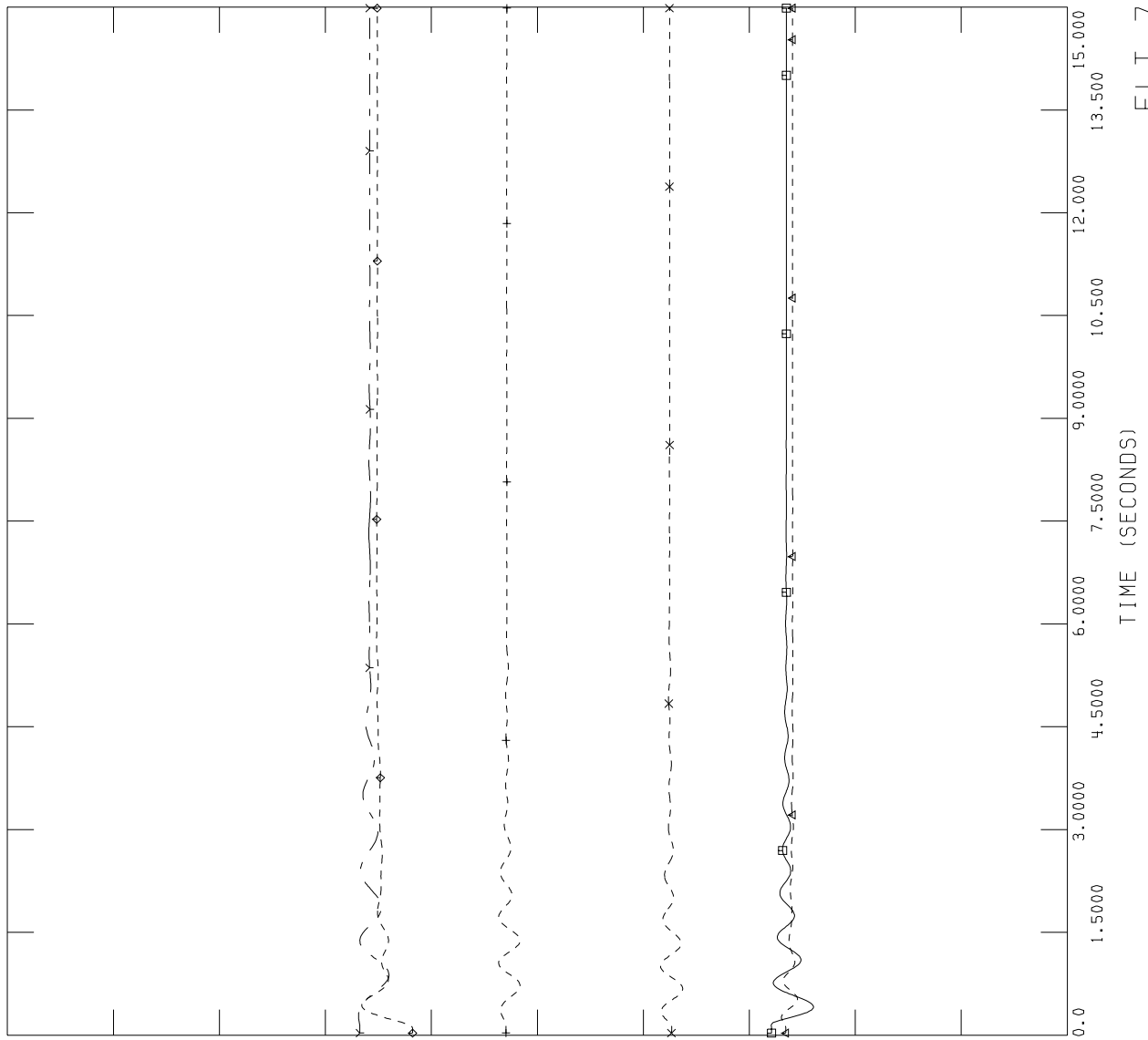
FLT_6_3PH_MACHINE ANGLES



SPP MDWG 04 STABILITY; 2010 SUM PEAK; MODIFIED
GEN-2004-008 BASECASE INCLUDING PRIOR QUEUED

FILE: C:\Interconnection Studies\Working\900MW\RESULTS\FLT_7_1PH.OUT

Channel	Legend	Scale
CHNL# 10: [CANG NE CT13 KCPL]	--->---	10.000
CHNL# 14: [CANG JEFFREY EN CNTR WERE]	---x---	20.000
CHNL# 16: [CANG TECUMSEH EN CNTR WERE]	---+---	0.0
CHNL# 66: [CANG COOPER NPPD]	---◇---	10.000
CHNL# 3: [CANG IATAN G1 KCPL]	---△---	0.0
CHNL# 2: [CANG IATAN G2 KCPL]	---□---	25.000



MON, AUG 09 2004 16:33

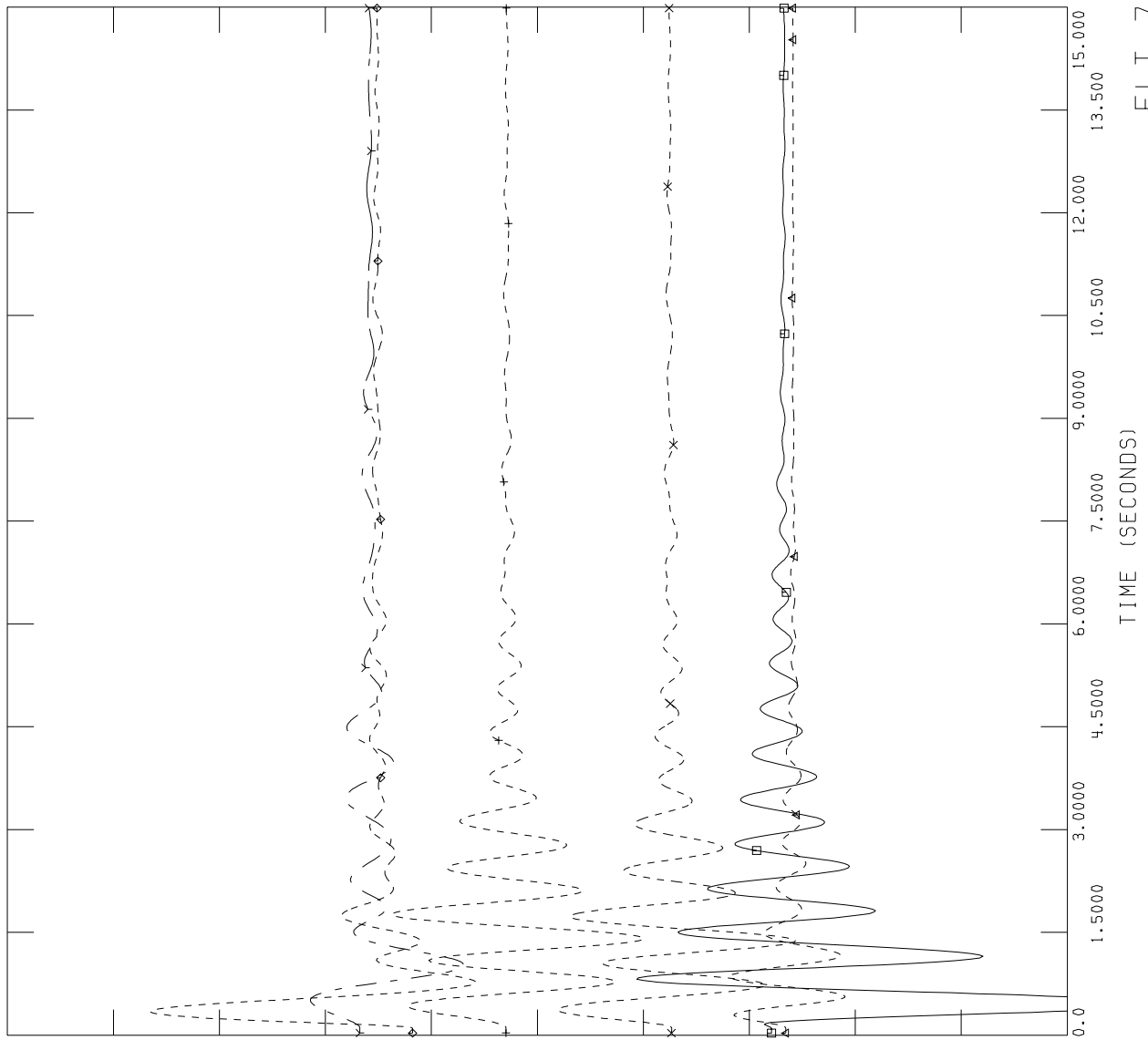
FLT_7_1PH_MACHINE ANGLES



SPP MDWG 04 STABILITY; 2010 SUM PEAK; MODIFIED
GEN-2004-008 BASECASE INCLUDING PRIOR QUEUED

FILE: C:\Interconnection Studies\Working\900MW\RESULTS\FLT_7_3PH.OUT

Value	Channel Name	Value
35.000	CHNL# 10: [CANG NE CT13 KCPL]	10.000
45.000	CHNL# 14: [CANG JEFFREY EN CNTR WERE]	20.000
25.000	CHNL# 16: [CANG TECUMSEH EN CNTR WERE]	0.0
35.000	CHNL# 66: [CANG COOPER NPPD]	10.000
100.00	CHNL# 3: [CANG IATAN G1 KCPL]	0.0
70.000	CHNL# 2: [CANG IATAN G2 KCPL]	25.000



MON, AUG 09 2004 16:33

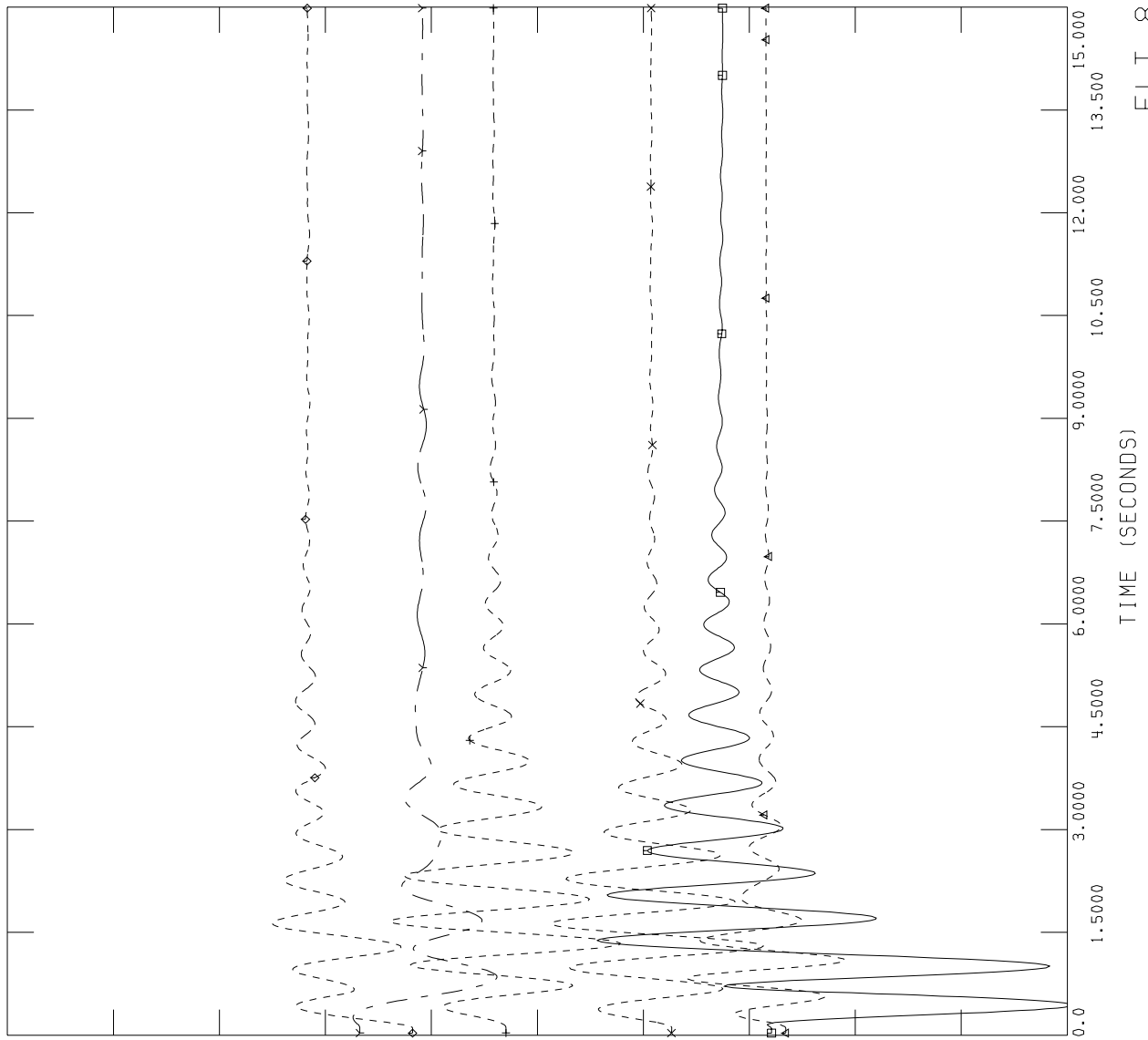
FLT_7_3PH_MACHINE ANGLES



SPP MDWG 04 STABILITY; 2010 SUM PEAK; MODIFIED
GEN-2004-008 BASECASE INCLUDING PRIOR QUEUED

FILE: C:\Interconnection Studies\Working\900MW\RESULTS\FLT_8_1PH.OUT

Channel	Legend	Scale
CHNL# 10: [CANG NE CT13 KCPL]	--->---	10.000
CHNL# 14: [CANG JEFFREY EN CNTR WERE]	---*---	20.000
CHNL# 16: [CANG TECUMSEH EN CNTR WERE]	---+---	0.0
CHNL# 66: [CANG COOPER NPPD]	---◇---	10.000
CHNL# 3: [CANG IATAN G1 KCPL]	---△---	0.0
CHNL# 2: [CANG IATAN G2 KCPL]	---□---	25.000



MON, AUG 09 2004 16:33

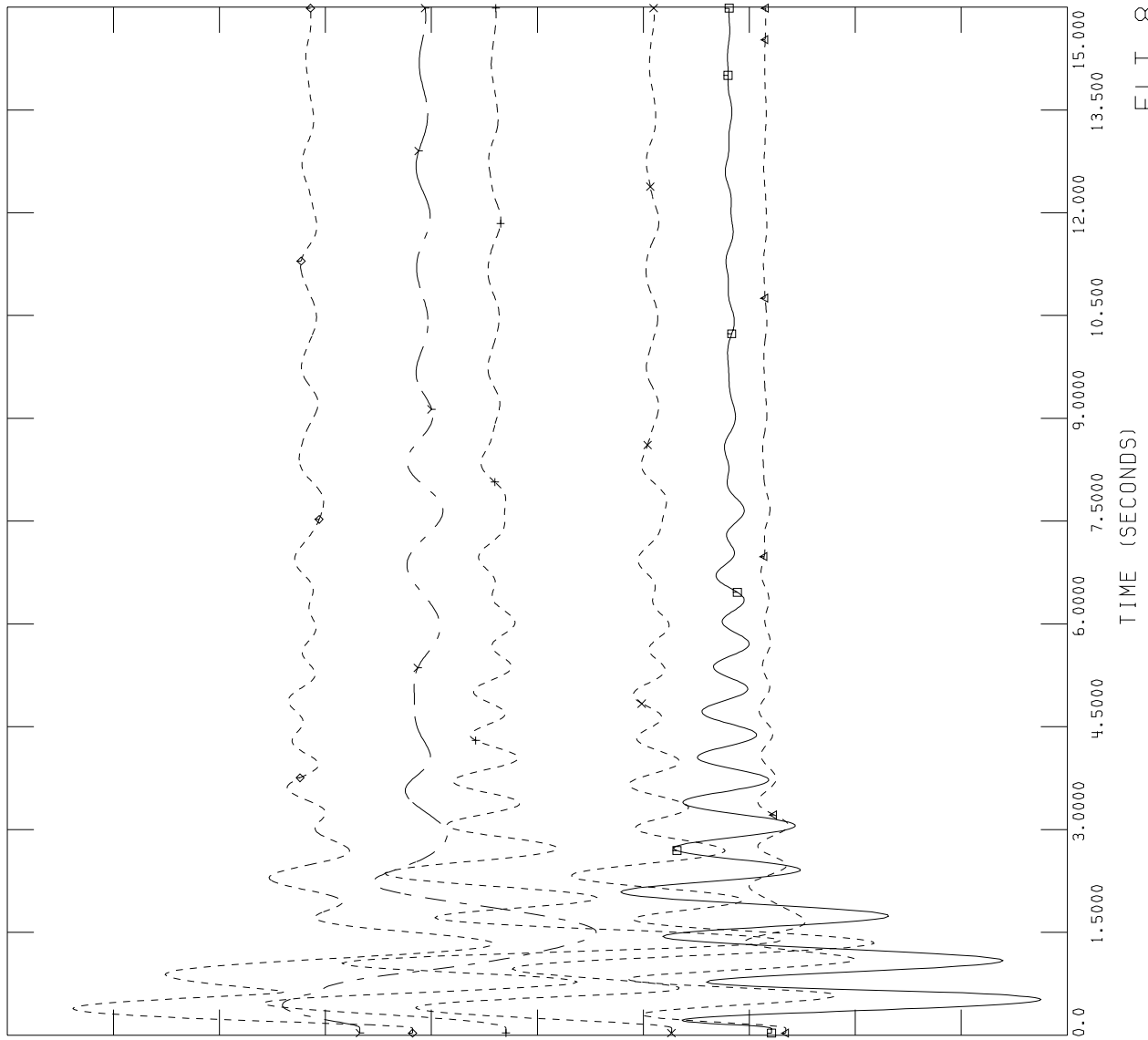
FLT_8_1PH_MACHINE ANGLES



SPP MDWG 04 STABILITY; 2010 SUM PEAK; MODIFIED
GEN-2004-008 BASECASE INCLUDING PRIOR QUEUED

FILE: C:\Interconnection Studies\Working\900MW\RESULTS\FLT_8_3PH.OUT

Channel	Channel Name	Value
35.000	CHNL# 10: [CANG NE CT13 KCPL]	10.000
45.000	CHNL# 14: [CANG JEFFREY EN CNTR WERE]	20.000
25.000	CHNL# 16: [CANG TECUMSEH EN CNTR WERE]	0.0
35.000	CHNL# 66: [CANG COOPER NPPD]	10.000
100.00	CHNL# 3: [CANG IATAN G1 KCPL]	0.0
70.000	CHNL# 2: [CANG IATAN G2 KCPL]	25.000



MON, AUG 09 2004 16:33

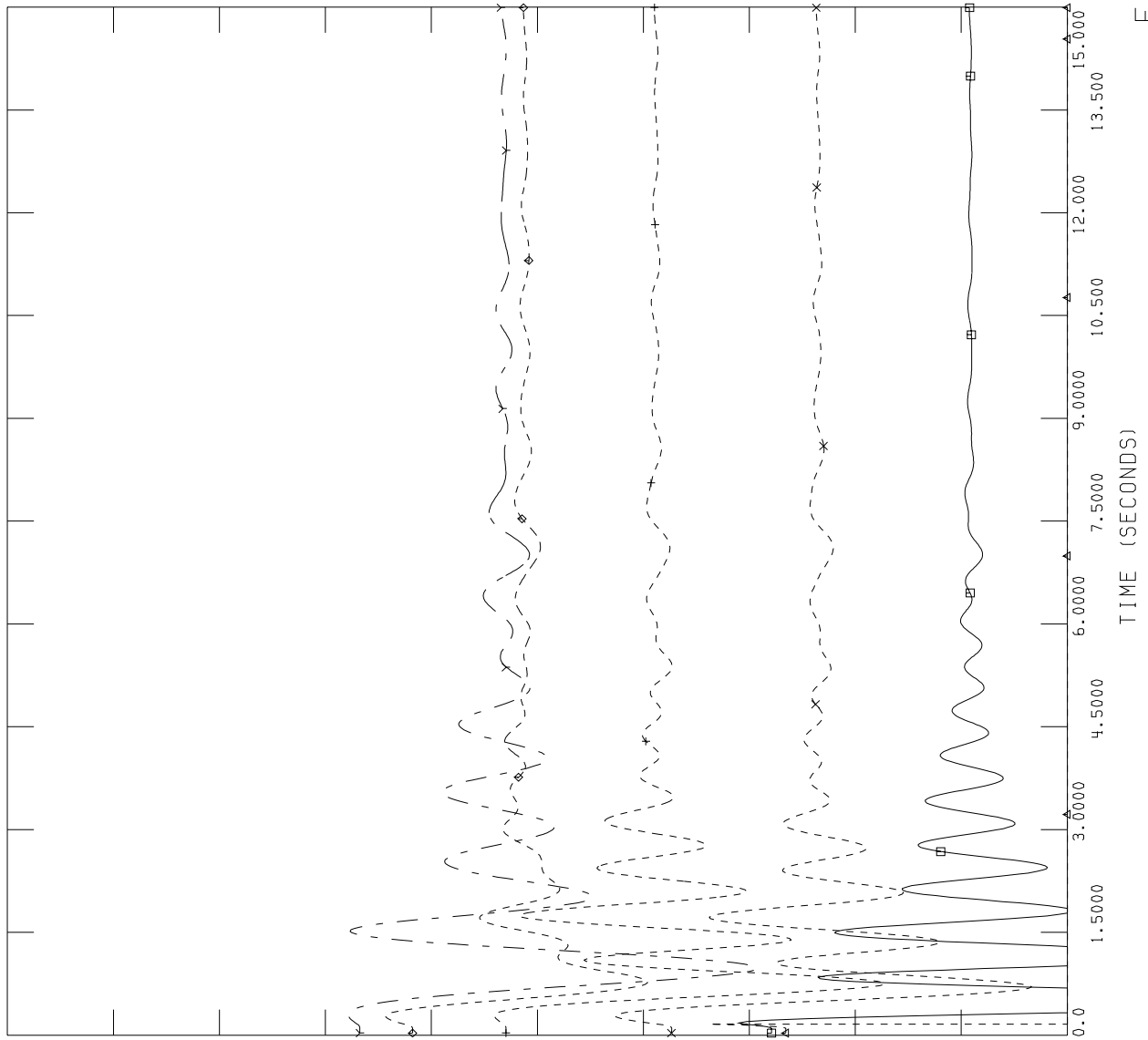
FLT_8_3PH_MACHINE ANGLES



SPP MDWG 04 STABILITY; 2010 SUM PEAK; MODIFIED
GEN-2004-008 BASECASE INCLUDING PRIOR QUEUED

FILE: C:\Interconnection Studies\Working\900MW\RESULTS\FLT_9.OUT

Channel	Legend	Scale
CHNL# 10: [CANG NE CT13 KCPL]	--->---	10.000
CHNL# 14: [CANG JEFFREY EN CNTR WERE]	*---*	20.000
CHNL# 16: [CANG TECUMSEH EN CNTR WERE]	+---+	0.0
CHNL# 66: [CANG COOPER NPPD]	◇---◇	10.000
CHNL# 3: [CANG IATAN G1 KCPL]	←---△	0.0
CHNL# 2: [CANG IATAN G2 KCPL]	□---□	25.000



MON, AUG 09 2004 16:33

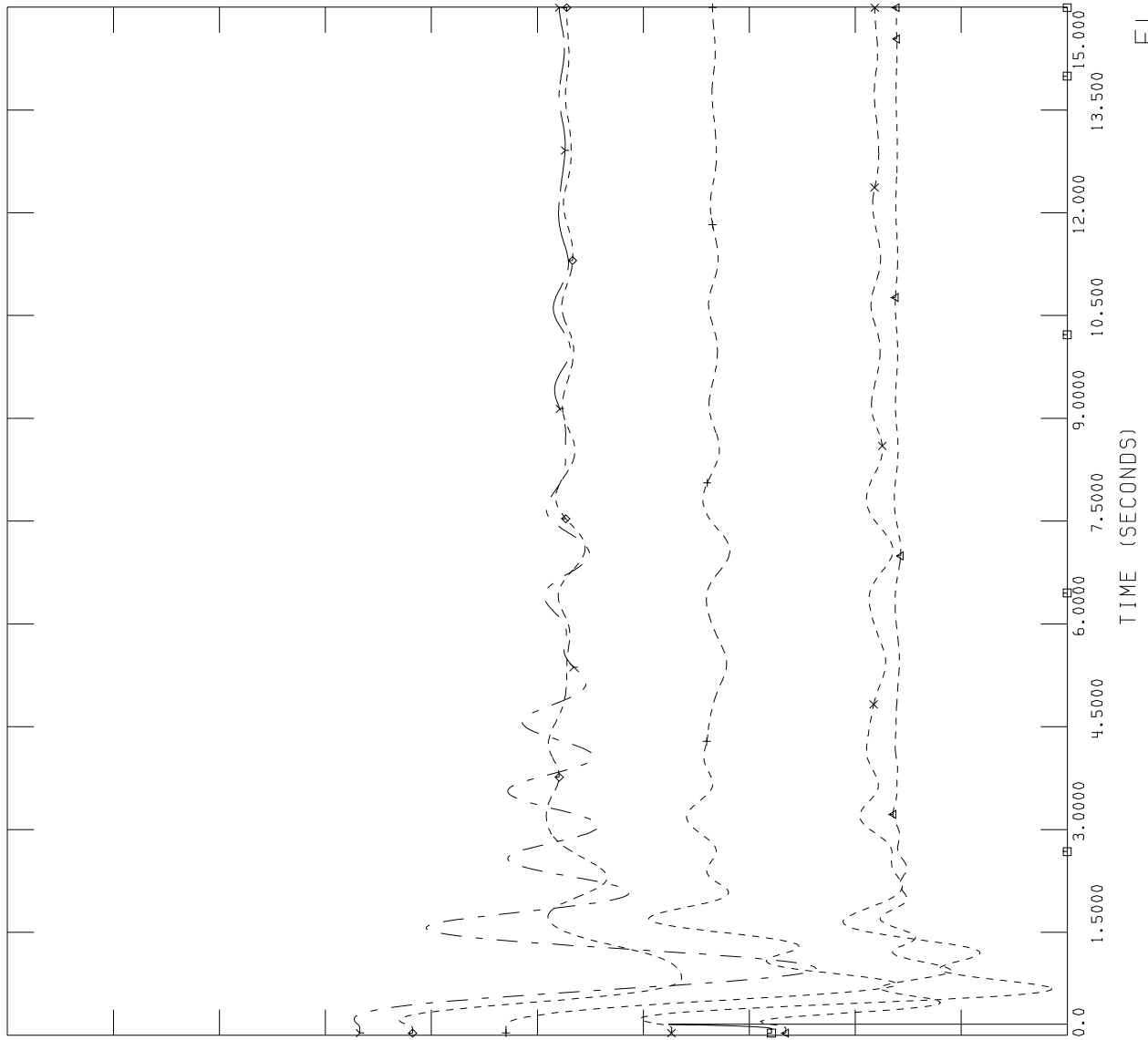
FLT_9_MACHINE ANGLES



SPP MDWG 04 STABILITY; 2010 SUM PEAK; MODIFIED
 GEN-2004-008 BASECASE INCLUDING PRIOR QUEUED

FILE: C:\Interconnection Studies\Working\900MW\RESULTS\FLT_10.OUT

Value	Channel Name	Value
35.000	CHNL# 10: [CANG NE CT13 KCPL]	10.000
45.000	CHNL# 14: [CANG JEFFREY EN CNTR WERE]	20.000
25.000	CHNL# 16: [CANG TECUMSEH EN CNTR WERE]	0.0
35.000	CHNL# 66: [CANG COOPER NPPD]	10.000
100.00	CHNL# 3: [CANG IATAN G1 KCPL]	0.0
70.000	CHNL# 2: [CANG IATAN G2 KCPL]	25.000



MON, AUG 09 2004 16:33

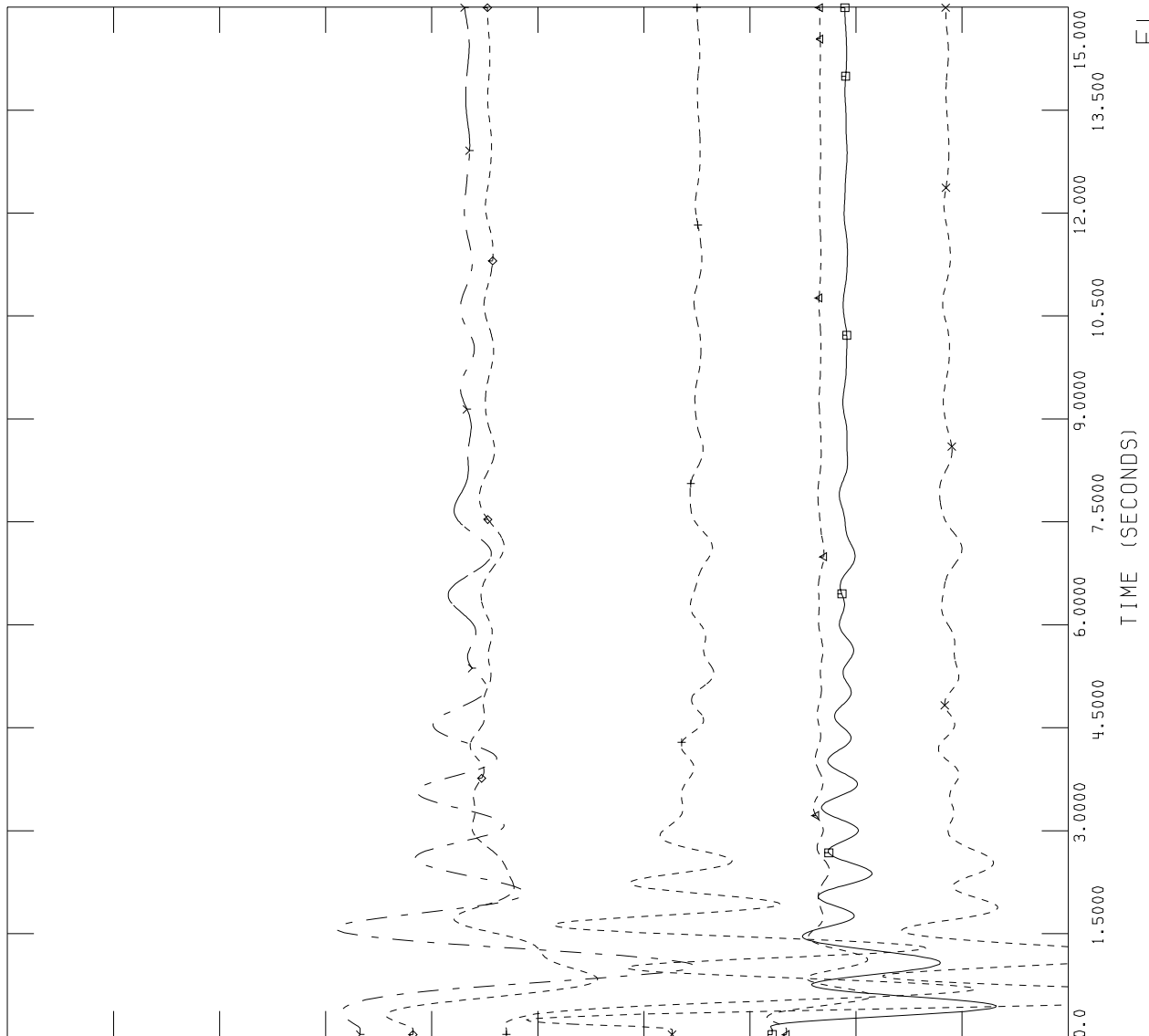
FLT_10_MACHINE ANGLES



SPP MDWG 04 STABILITY; 2010 SUM PEAK; MODIFIED
GEN-2004-008 BASECASE INCLUDING PRIOR QUEUED

FILE: C:\Interconnection Studies\Working\900MW\RESULTS\FLT_11.OUT

Value	Channel Name	Value
35.000	CHNL# 10: [CANG NE CT13 KCPL]	10.000
45.000	CHNL# 14: [CANG JEFFREY EN CNTR WERE]	20.000
25.000	CHNL# 16: [CANG TECUMSEH EN CNTR WERE]	0.0
35.000	CHNL# 66: [CANG COOPER NPPD]	10.000
100.00	CHNL# 3: [CANG IATAN G1 KCPL]	0.0
70.000	CHNL# 2: [CANG IATAN G2 KCPL]	25.000



MON, AUG 09 2004 16:33

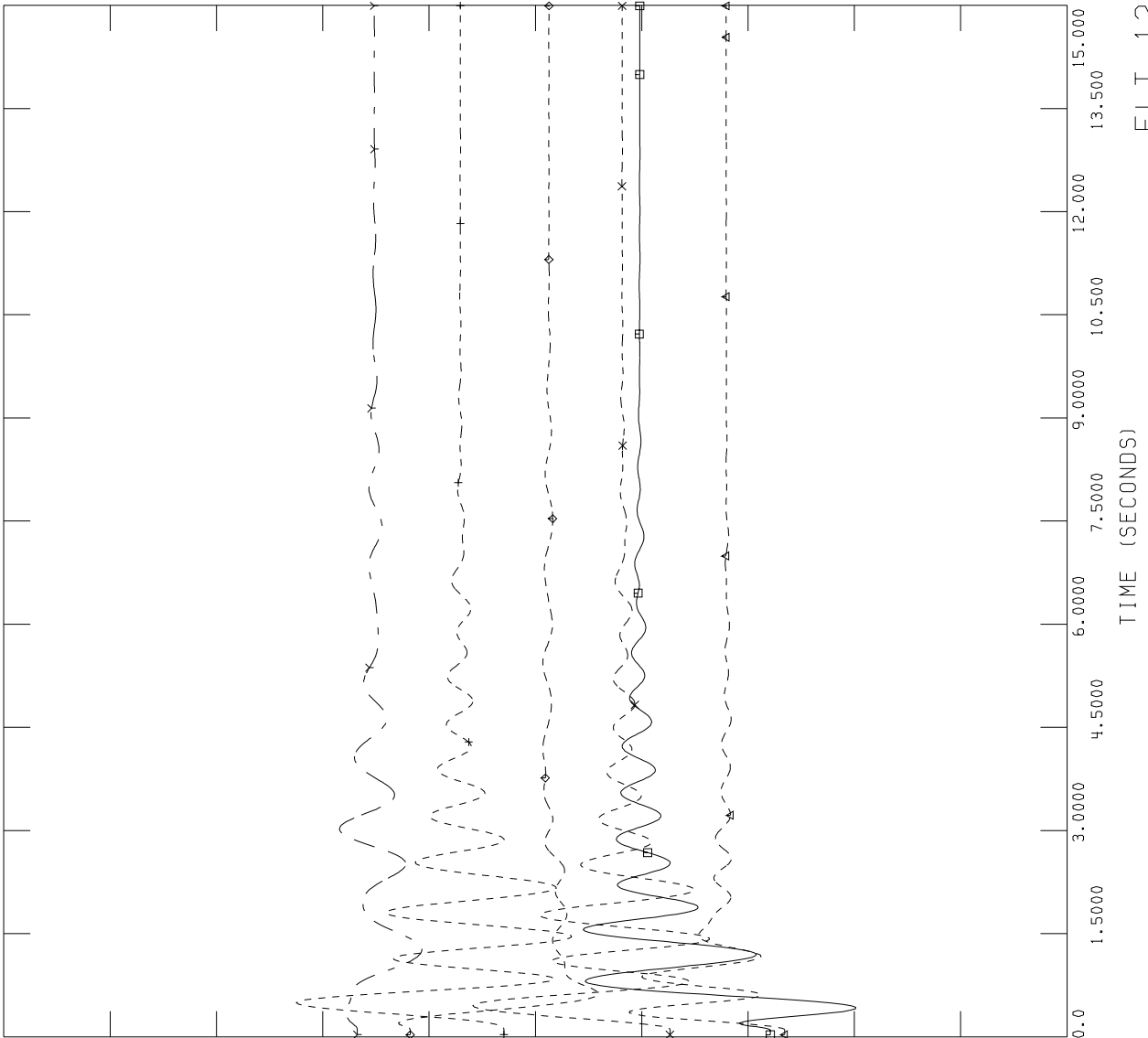
FLT_11_MACHINE ANGLES



SPP MDWG 04 STABILITY; 2010 SUM PEAK; MODIFIED
GEN-2004-008 BASECASE INCLUDING PRIOR QUEUED

FILE: C:\Interconnection Studies\Working\RESULTS\FLT_12_1PH.OUT
CHNL# 10: [CANG NE CT13 KCPL]

35.000	CHNL# 10: [CANG NE CT13 KCPL]	10.000
45.000	CHNL# 14: [CANG JEFFREY EN CNTR WERE]	20.000
25.000	CHNL# 16: [CANG TECUMSEH EN CNTR WERE]	0.0
35.000	CHNL# 66: [CANG COOPER NPPD]	10.000
100.00	CHNL# 3: [CANG IATAN G1 KCPL]	0.0
70.000	CHNL# 2: [CANG IATAN G2 KCPL]	25.000



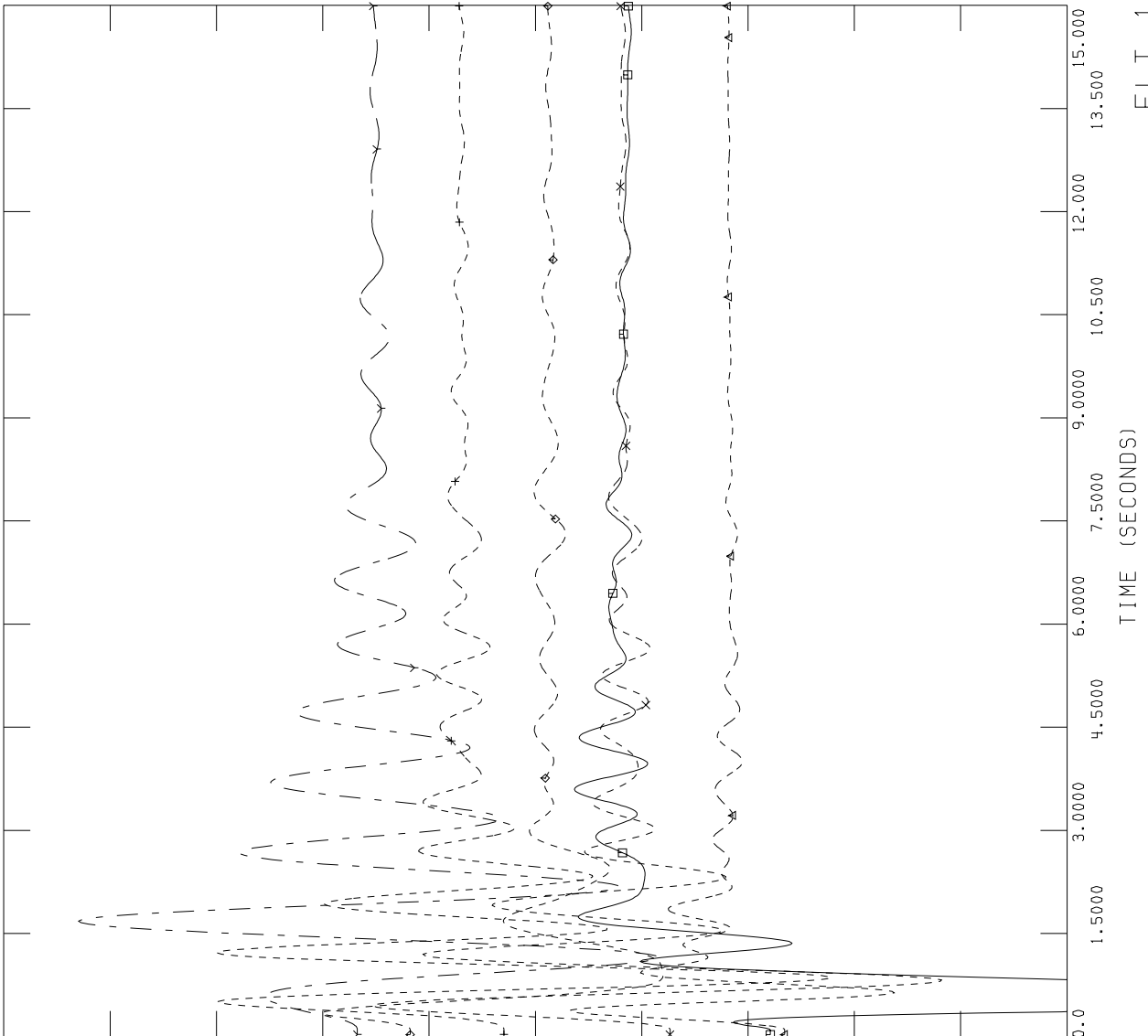
MON, AUG 16 2004 14:15
FLT_12_1PH_MACHINE ANGLES



SPP MDWG 04 STABILITY; 2010 SUM PEAK; MODIFIED
GEN-2004-008 BASECASE INCLUDING PRIOR QUEUED

FILE: C:\Interconnection Studies\Working\RESULTS\FLT_12_1PH_stuck.OUT

Value	Channel Name	Value
35.000	CHNL# 10: [CANG NE CT13 KCPL]	10.000
45.000	CHNL# 14: [CANG JEFFREY EN CNTR WERE]	20.000
25.000	CHNL# 16: [CANG TECUMSEH EN CNTR WERE]	0.0
35.000	CHNL# 66: [CANG COOPER NPPD]	10.000
100.00	CHNL# 3: [CANG IATAN G1 KCPL]	0.0
70.000	CHNL# 2: [CANG IATAN G2 KCPL]	25.000



MON, AUG 16 2004 14:15

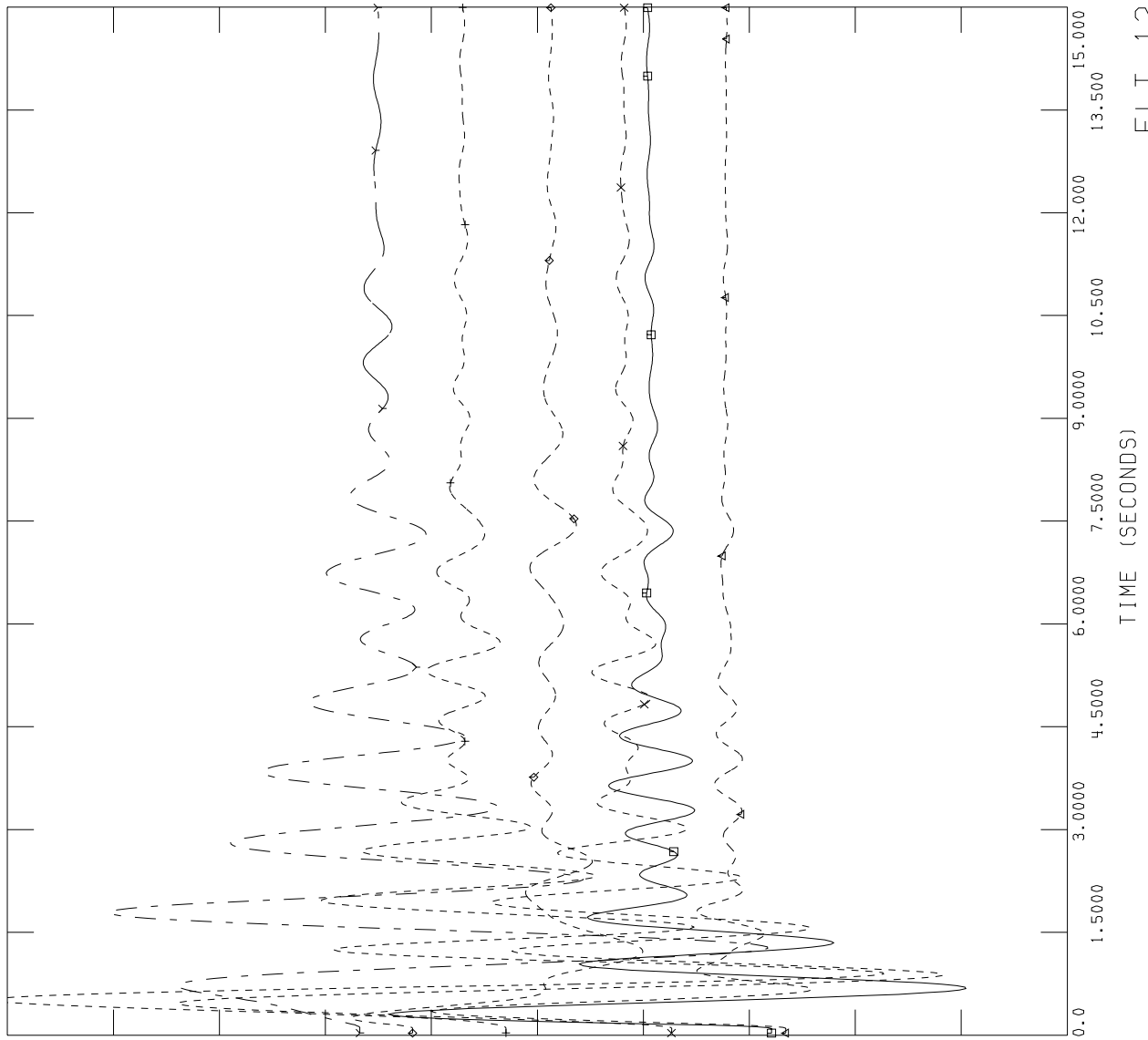
FLT_12_1PH_STUCK_MACHINE



SPP MDWG 04 STABILITY; 2010 SUM PEAK; MODIFIED
GEN-2004-008 BASECASE INCLUDING PRIOR QUEUED

FILE: C:\Interconnection Studies\Working\RESULTS\FLT_12_3PH.OUT

Value	Channel Name	Value
35.000	CHNL# 10: [CANG NE CT13 KCPL]	10.000
45.000	CHNL# 14: [CANG JEFFREY EN CNTR WERE]	20.000
25.000	CHNL# 16: [CANG TECUMSEH EN CNTR WERE]	0.0
35.000	CHNL# 66: [CANG COOPER NPPD]	10.000
100.00	CHNL# 3: [CANG IATAN G1 KCPL]	0.0
70.000	CHNL# 2: [CANG IATAN G2 KCPL]	25.000



MON, AUG 16 2004 14:15

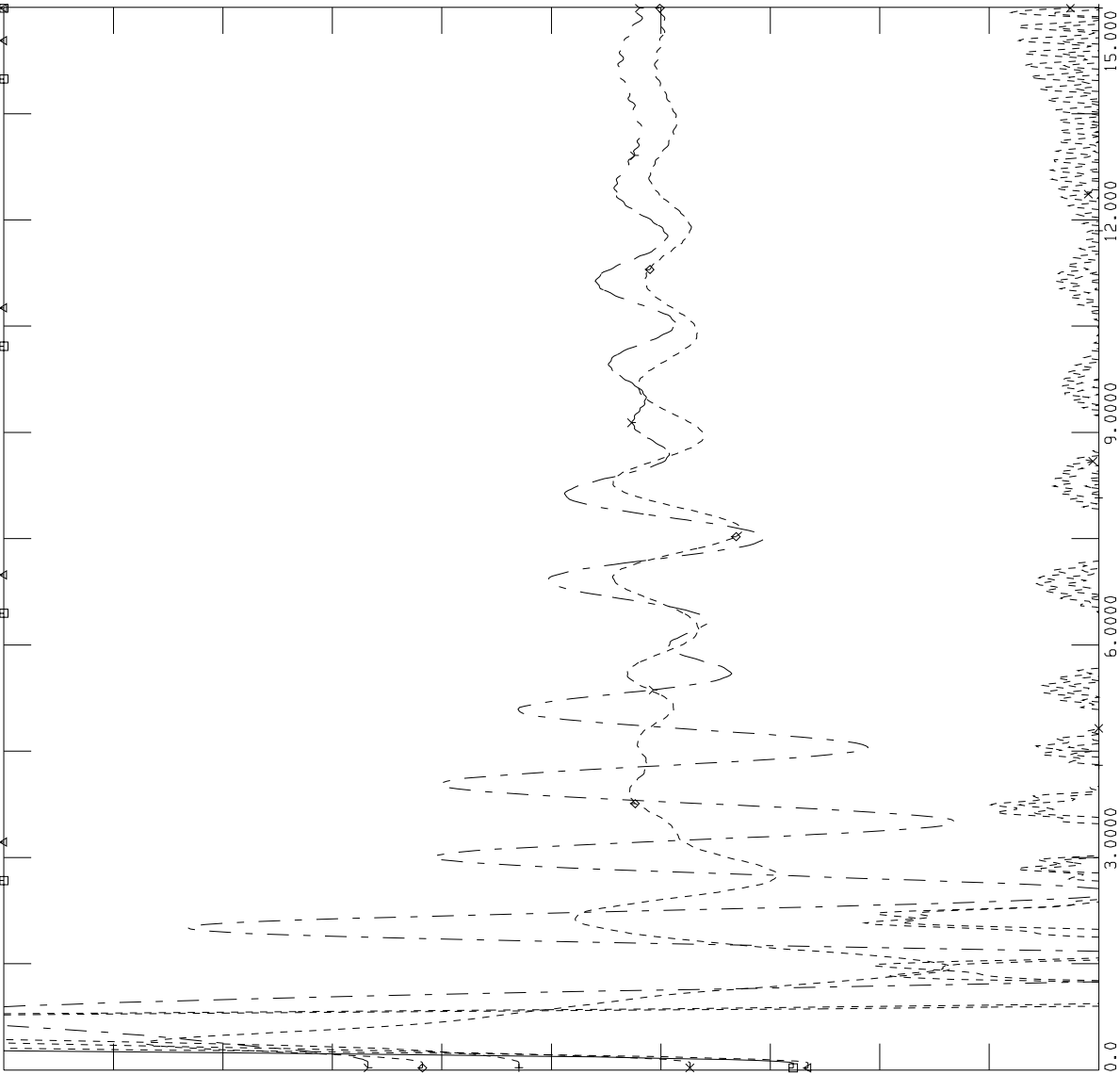
FLT_12_3PH_MACHINE ANGLES



SPP MDWG 04 STABILITY; 2010 SUM PEAK; MODIFIED
GEN-2004-008 BASECASE INCLUDING PRIOR QUEUED

FILE: C:\Interconnection Studies\Working\RESULTS\FLT_12_3PH_stuck.OUT

Channel	Legend	Scale
CHNL# 10: [CANG NE CT13 KCPL]	--->---	10.000
CHNL# 14: [CANG JEFFREY EN CNTR WERE]	---x---	20.000
CHNL# 16: [CANG TECUMSEH EN CNTR WERE]	---+---	0.0
CHNL# 66: [CANG COOPER NPPD]	---◇---	10.000
CHNL# 3: [CANG IATAN G1 KCPL]	---△---	0.0
CHNL# 2: [CANG IATAN G2 KCPL]	---□---	25.000



MON, AUG 16 2004 14:15

TIME (SECONDS)

FLT_12_3PH_STUCK_MACHINE

Appendix B-2

Plots of Fault Simulations

Plots of selected bus voltage response during faults

Scenario:

2010 Summer Peak

900MW

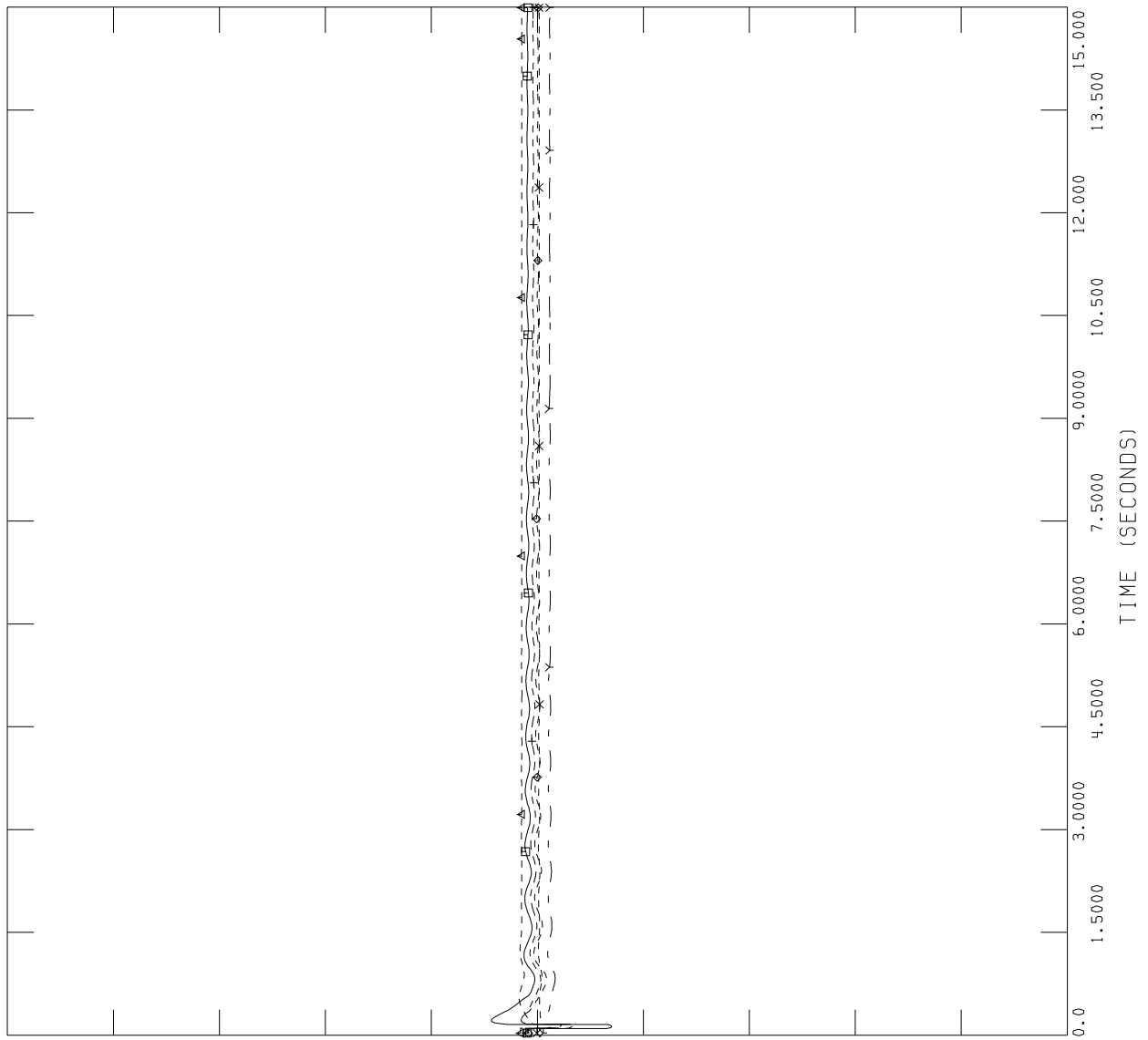
[Customer Plant at 900MW – No Network Upgrades]



SPP MDWG 04 STABILITY; 2010 SUM PEAK; MODIFIED
GEN-2004-008 BASECASE INCLUDING PRIOR QUEUED

FILE: C:\Interconnection Studies\Working\900MW\RESULTS\FLT_1_1PH.OUT

Channel	Marker	Value
CHNL# 276: [VOLTAGE HAWTH 345KV]	— — — — —	0.0
CHNL# 293: [VOLTAGE PLEASNT HIL 345KV]	* — — — — *	0.0
CHNL# 296: [VOLTAGE FAIRPT 345KV]	+ — — — — +	0.0
CHNL# 292: [VOLTAGE ST JOE 345KV]	◇ — — — — ◇	0.0
CHNL# 281: [VOLTAGE JEC N 345KV]	◀ — — — — ▶	0.0
CHNL# 279: [VOLTAGE IATAN 345KV]	▣ — — — — ▣	0.0



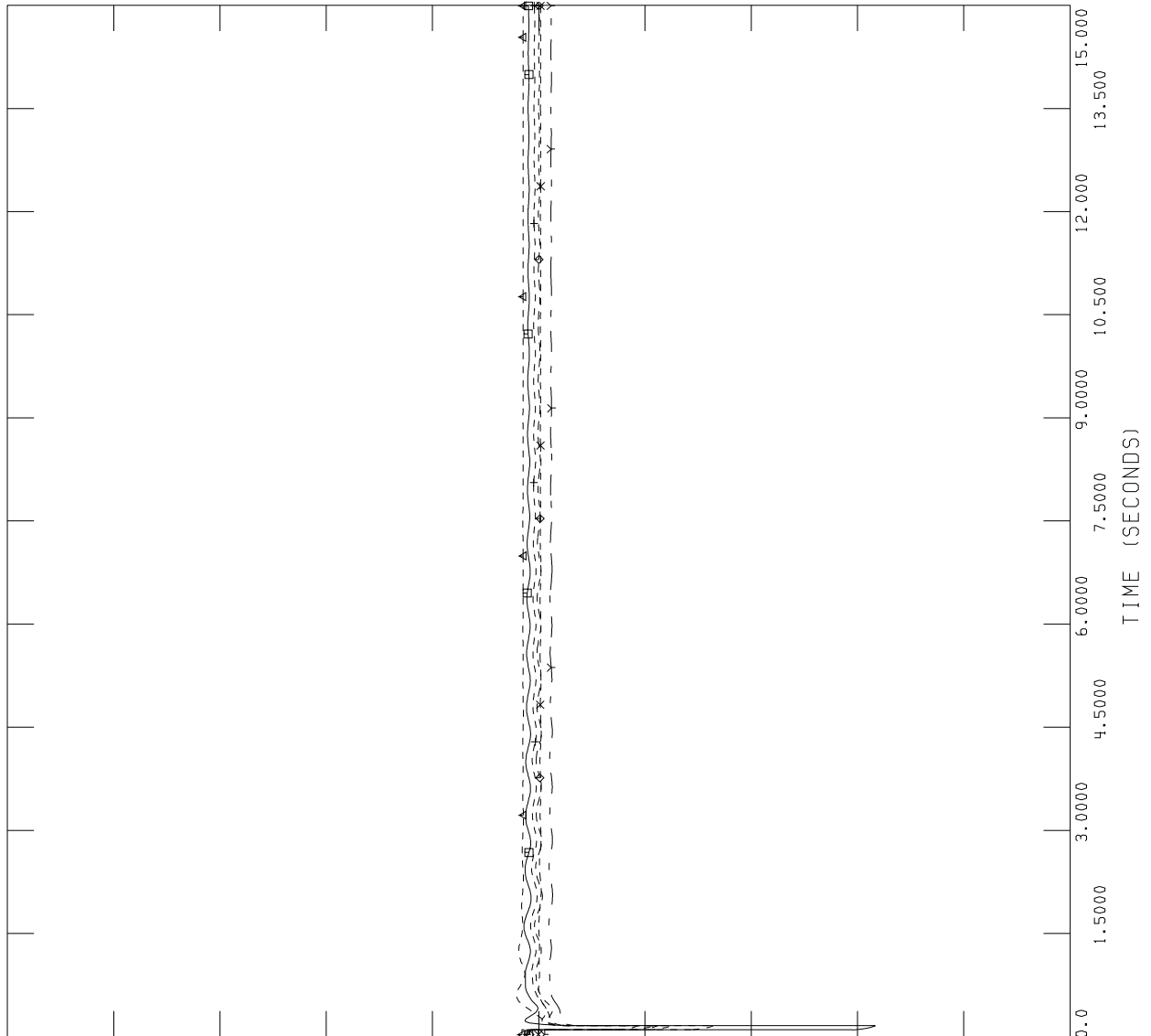
MON, AUG 09 2004 17:01
FLT_1_1PH_VOLTAGES



SPP MDWG 04 STABILITY; 2010 SUM PEAK; MODIFIED
GEN-2004-008 BASECASE INCLUDING PRIOR QUEUED

FILE: C:\Interconnection Studies\Working\900MW\RESULTS\FLT_1_3PH.OUT

Time (s)	Channel	Value
2.0000	CHNL# 276: [VOLTAGE HAWTH 345KV]	0.0
2.0000	CHNL# 293: [VOLTAGE PLEASNT HIL 345KV]	0.0
2.0000	CHNL# 296: [VOLTAGE FAIRPT 345KV]	0.0
2.0000	CHNL# 292: [VOLTAGE ST JOE 345KV]	0.0
2.0000	CHNL# 281: [VOLTAGE JEC N 345KV]	0.0
2.0000	CHNL# 279: [VOLTAGE IATAN 345KV]	0.0



MON, AUG 09 2004 17:01

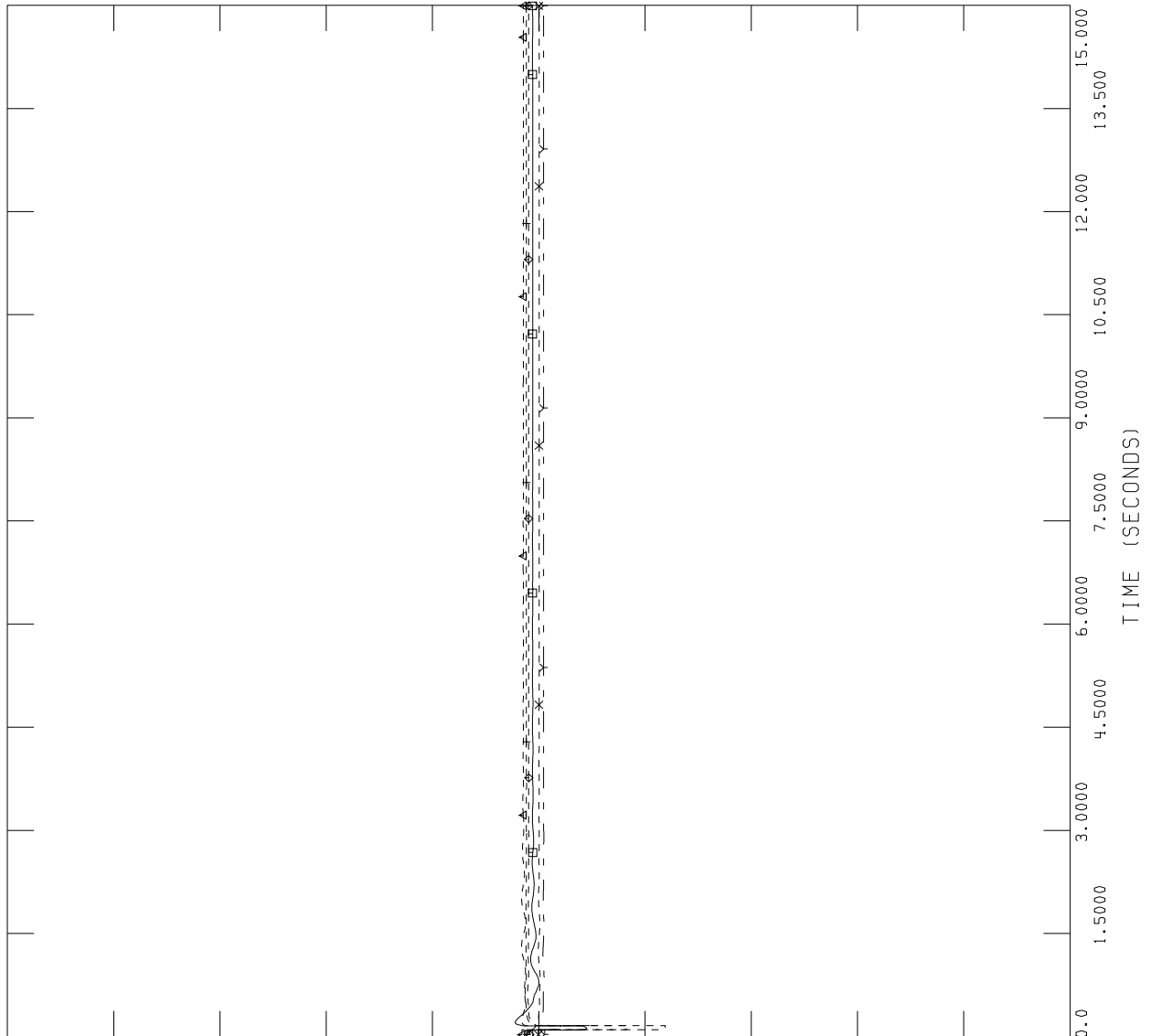
FLT_1_3PH_VOLTAGES



SPP MDWG 04 STABILITY; 2010 SUM PEAK; MODIFIED
GEN-2004-008 BASECASE INCLUDING PRIOR QUEUED

FILE: C:\Interconnection Studies\Working\900MW\RESULTS\FLT_2_1PH.OUT

Time (s)	Channel	Value
2.0000	CHNL# 276: [VOLTAGE HAWTH 345KV]	0.0
2.0000	CHNL# 293: [VOLTAGE PLEASNT HIL 345KV]	0.0
2.0000	CHNL# 296: [VOLTAGE FAIRPT 345KV]	0.0
2.0000	CHNL# 292: [VOLTAGE ST JOE 345KV]	0.0
2.0000	CHNL# 281: [VOLTAGE JEC N 345KV]	0.0
2.0000	CHNL# 279: [VOLTAGE IATAN 345KV]	0.0




MON, AUG 09 2004 17:01
FLT_2_1PH_VOLTAGES



SPP MDWG 04 STABILITY; 2010 SUM PEAK; MODIFIED
GEN-2004-008 BASECASE INCLUDING PRIOR QUEUED

FILE: C:\Interconnection Studies\Working\900MW\RESULTS\FLT_2_3PH.OUT

Time (s)	CHNL #	Channel Name	Value
2.0000	276	[VOLTAGE HAWTH 345KV]	0.0
2.0000	293	[VOLTAGE PLEASNT HIL 345KV]	0.0
2.0000	296	[VOLTAGE FAIRPT 345KV]	0.0
2.0000	292	[VOLTAGE ST JOE 345KV]	0.0
2.0000	281	[VOLTAGE JEC N 345KV]	0.0
2.0000	279	[VOLTAGE IATAN 345KV]	0.0



MON, AUG 09 2004 17:01


FLT_2_3PH_VOLTAGES



SPP MDWG 04 STABILITY; 2010 SUM PEAK; MODIFIED
GEN-2004-008 BASECASE INCLUDING PRIOR QUEUED

FILE: C:\Interconnection Studies\Working\900MW\RESULTS\FLT_3_1PH.OUT

Time (s)	CHNL #	Channel Name	Value
2.0000	276	[VOLTAGE HAWTH 345KV]	0.0
2.0000	293	[VOLTAGE PLEASNT HIL 345KV]	0.0
2.0000	296	[VOLTAGE FAIRPT 345KV]	0.0
2.0000	292	[VOLTAGE ST JOE 345KV]	0.0
2.0000	281	[VOLTAGE JEC N 345KV]	0.0
2.0000	279	[VOLTAGE IATAN 345KV]	0.0




MON, AUG 09 2004 17:01
FLT_3_1PH_VOLTAGES



SPP MDWG 04 STABILITY; 2010 SUM PEAK; MODIFIED
GEN-2004-008 BASECASE INCLUDING PRIOR QUEUED

FILE: C:\Interconnection Studies\Working\900MW\RESULTS\FLT_3_3PH.OUT

Time (s)	CHNL #	Channel Name	Value
2.0000	276	[VOLTAGE HAWTH 345KV]	0.0
2.0000	293	[VOLTAGE PLEASNT HIL 345KV]	0.0
2.0000	296	[VOLTAGE FAIRPT 345KV]	0.0
2.0000	292	[VOLTAGE ST JOE 345KV]	0.0
2.0000	281	[VOLTAGE JEC N 345KV]	0.0
2.0000	279	[VOLTAGE IATAN 345KV]	0.0



MON, AUG 09 2004 17:01


FLT_3_3PH_VOLTAGES



SPP MDWG 04 STABILITY; 2010 SUM PEAK; MODIFIED
GEN-2004-008 BASECASE INCLUDING PRIOR QUEUED

FILE: C:\Interconnection Studies\Working\900MW\RESULTS\FLT_4_1PH.OUT

Time (s)	Channel	Value
2.0000	CHNL# 276: [VOLTAGE HAWTH 345KV]	0.0
2.0000	CHNL# 293: [VOLTAGE PLEASNT HIL 345KV]	0.0
2.0000	CHNL# 296: [VOLTAGE FAIRPT 345KV]	0.0
2.0000	CHNL# 292: [VOLTAGE ST JOE 345KV]	0.0
2.0000	CHNL# 281: [VOLTAGE JEC N 345KV]	0.0
2.0000	CHNL# 279: [VOLTAGE IATAN 345KV]	0.0




MON, AUG 09 2004 17:01
FLT_4_1PH_VOLTAGES



SPP MDWG 04 STABILITY; 2010 SUM PEAK; MODIFIED
GEN-2004-008 BASECASE INCLUDING PRIOR QUEUED

FILE: C:\Interconnection Studies\Working\900MW\RESULTS\FLT_4_3PH.OUT

Time (s)	CHNL #	Channel Name	Value
2.0000	276	[VOLTAGE HAWTH 345KV]	0.0
2.0000	293	[VOLTAGE PLEASNT HIL 345KV]	0.0
2.0000	296	[VOLTAGE FAIRPT 345KV]	0.0
2.0000	292	[VOLTAGE ST JOE 345KV]	0.0
2.0000	281	[VOLTAGE JEC N 345KV]	0.0
2.0000	279	[VOLTAGE IATAN 345KV]	0.0




MON, AUG 09 2004 17:01
FLT_4_3PH_VOLTAGES



SPP MDWG 04 STABILITY; 2010 SUM PEAK; MODIFIED
GEN-2004-008 BASECASE INCLUDING PRIOR QUEUED

FILE: C:\Interconnection Studies\Working\900MW\RESULTS\FLT_5_1PH.OUT

Time (s)	CHNL #	Channel Name	Value
2.0000	276	[VOLTAGE HAWTH 345KV]	0.0
2.0000	293	[VOLTAGE PLEASNT HIL 345KV]	0.0
2.0000	296	[VOLTAGE FAIRPT 345KV]	0.0
2.0000	292	[VOLTAGE ST JOE 345KV]	0.0
2.0000	281	[VOLTAGE JEC N 345KV]	0.0
2.0000	279	[VOLTAGE IATAN 345KV]	0.0



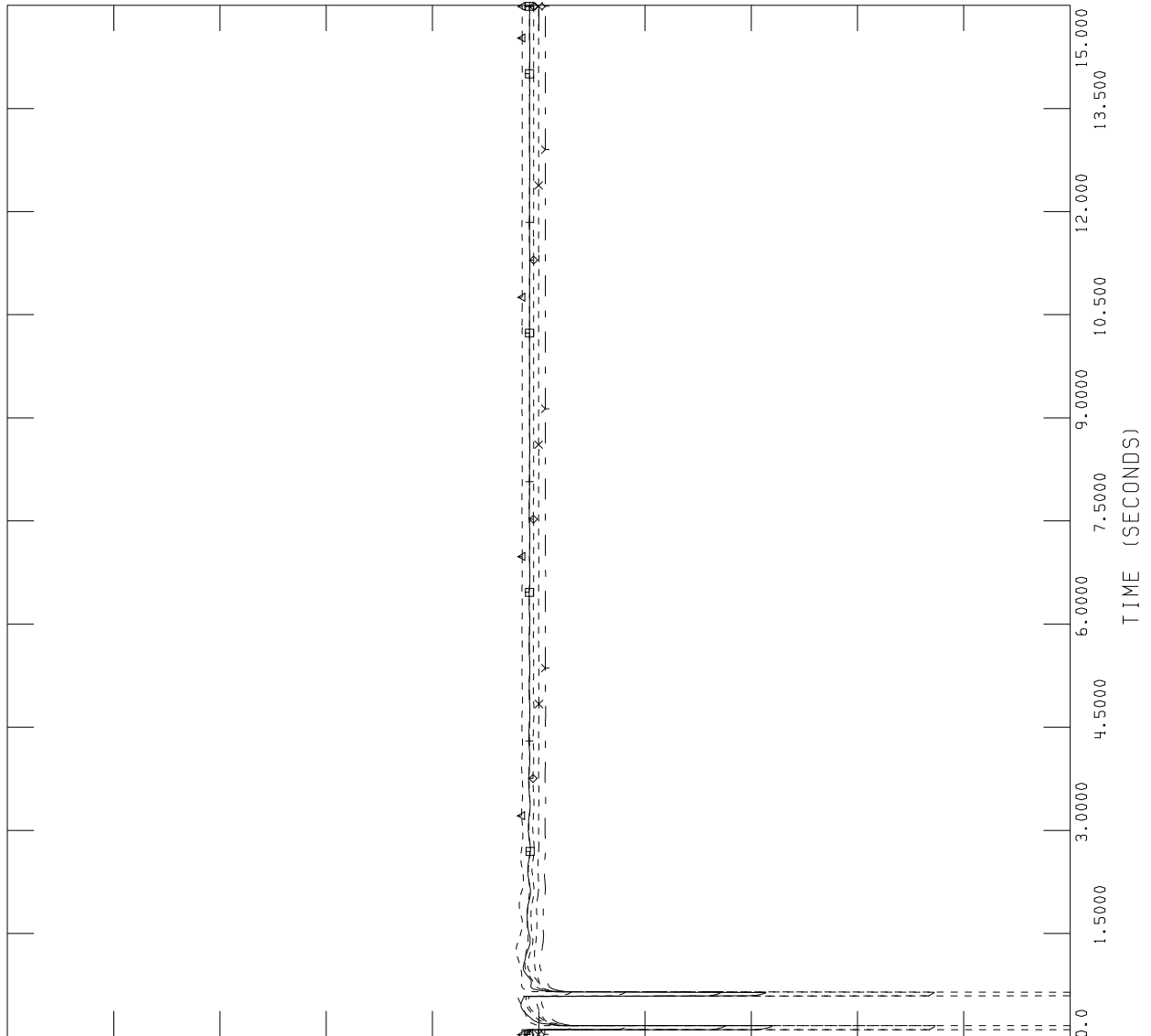
MON, AUG 09 2004 17:01
FLT_5_1PH_VOLTAGES



SPP MDWG 04 STABILITY; 2010 SUM PEAK; MODIFIED
GEN-2004-008 BASECASE INCLUDING PRIOR QUEUED

FILE: C:\Interconnection Studies\Working\900MW\RESULTS\FLT_5_3PH.OUT

Time (s)	Channel	Value
2.0000	CHNL# 276: [VOLTAGE HAWTH 345KV]	0.0
2.0000	CHNL# 293: [VOLTAGE PLEASNT HIL 345KV]	0.0
2.0000	CHNL# 296: [VOLTAGE FAIRPT 345KV]	0.0
2.0000	CHNL# 292: [VOLTAGE ST JOE 345KV]	0.0
2.0000	CHNL# 281: [VOLTAGE JEC N 345KV]	0.0
2.0000	CHNL# 279: [VOLTAGE IATAN 345KV]	0.0




MON, AUG 09 2004 17:01
FLT_5_3PH_VOLTAGES



SPP MDWG 04 STABILITY; 2010 SUM PEAK; MODIFIED
GEN-2004-008 BASECASE INCLUDING PRIOR QUEUED

FILE: C:\Interconnection Studies\Working\900MW\RESULTS\FLT_6_1PH.OUT

Time (s)	Channel	Value
2.0000	CHNL# 276: [VOLTAGE HAWTH 345KV]	0.0
2.0000	CHNL# 293: [VOLTAGE PLEASNT HIL 345KV]	0.0
2.0000	CHNL# 296: [VOLTAGE FAIRPT 345KV]	0.0
2.0000	CHNL# 292: [VOLTAGE ST JOE 345KV]	0.0
2.0000	CHNL# 281: [VOLTAGE JEC N 345KV]	0.0
2.0000	CHNL# 279: [VOLTAGE IATAN 345KV]	0.0




MON, AUG 09 2004 17:01
FLT_6_1PH_VOLTAGES



SPP MDWG 04 STABILITY; 2010 SUM PEAK; MODIFIED
GEN-2004-008 BASECASE INCLUDING PRIOR QUEUED

FILE: C:\Interconnection Studies\Working\900MW\RESULTS\FLT_6_3PH.OUT

Time (s)	Channel	Value
2.0000	CHNL# 276: [VOLTAGE HAWTH 345KV]	0.0
2.0000	CHNL# 293: [VOLTAGE PLEASNT HIL 345KV]	0.0
2.0000	CHNL# 296: [VOLTAGE FAIRPT 345KV]	0.0
2.0000	CHNL# 292: [VOLTAGE ST JOE 345KV]	0.0
2.0000	CHNL# 281: [VOLTAGE JEC N 345KV]	0.0
2.0000	CHNL# 279: [VOLTAGE IATAN 345KV]	0.0




MON, AUG 09 2004 17:01
FLT_6_3PH_VOLTAGES



SPP MDWG 04 STABILITY; 2010 SUM PEAK; MODIFIED
GEN-2004-008 BASECASE INCLUDING PRIOR QUEUED

FILE: C:\Interconnection Studies\Working\900MW\RESULTS\FLT_7_1PH.OUT

Time (s)	CHNL #	Channel Name	Value
2.0000	276	[VOLTAGE HAWTH 345KV]	0.0
2.0000	293	[VOLTAGE PLEASNT HIL 345KV]	0.0
2.0000	296	[VOLTAGE FAIRPT 345KV]	0.0
2.0000	292	[VOLTAGE ST JOE 345KV]	0.0
2.0000	281	[VOLTAGE JEC N 345KV]	0.0
2.0000	279	[VOLTAGE IATAN 345KV]	0.0




MON, AUG 09 2004 17:01
FLT_7_1PH_VOLTAGES



SPP MDWG 04 STABILITY; 2010 SUM PEAK; MODIFIED
GEN-2004-008 BASECASE INCLUDING PRIOR QUEUED

FILE: C:\Interconnection Studies\Working\900MW\RESULTS\FLT_7_3PH.OUT

2.0000	CHNL# 276: [VOLTAGE HAWTH 345KV]	0.0
2.0000	CHNL# 293: [VOLTAGE PLEASNT HIL 345KV]	0.0
2.0000	CHNL# 296: [VOLTAGE FAIRPT 345KV]	0.0
2.0000	CHNL# 292: [VOLTAGE ST JOE 345KV]	0.0
2.0000	CHNL# 281: [VOLTAGE JEC N 345KV]	0.0
2.0000	CHNL# 279: [VOLTAGE IATAN 345KV]	0.0




MON, AUG 09 2004 17:01
FLT_7_3PH_VOLTAGES



SPP MDWG 04 STABILITY; 2010 SUM PEAK; MODIFIED
GEN-2004-008 BASECASE INCLUDING PRIOR QUEUED

FILE: C:\Interconnection Studies\Working\900MW\RESULTS\FLT_8_1PH.OUT

Time (s)	CHNL #	Channel Name	Value
2.0000	276	[VOLTAGE HAWTH 345KV]	0.0
2.0000	293	[VOLTAGE PLEASNT HIL 345KV]	0.0
2.0000	296	[VOLTAGE FAIRPT 345KV]	0.0
2.0000	292	[VOLTAGE ST JOE 345KV]	0.0
2.0000	281	[VOLTAGE JEC N 345KV]	0.0
2.0000	279	[VOLTAGE IATAN 345KV]	0.0




MON, AUG 09 2004 17:01
FLT_8_1PH_VOLTAGES



SPP MDWG 04 STABILITY; 2010 SUM PEAK; MODIFIED
GEN-2004-008 BASECASE INCLUDING PRIOR QUEUED

FILE: C:\Interconnection Studies\Working\900MW\RESULTS\FLT_8_3PH.OUT

Time (s)	CHNL #	Channel Name	Value
2.0000	276	[VOLTAGE HAWTH 345KV]	0.0
2.0000	293	[VOLTAGE PLEASNT HIL 345KV]	0.0
2.0000	296	[VOLTAGE FAIRPT 345KV]	0.0
2.0000	292	[VOLTAGE ST JOE 345KV]	0.0
2.0000	281	[VOLTAGE JEC N 345KV]	0.0
2.0000	279	[VOLTAGE IATAN 345KV]	0.0




MON, AUG 09 2004 17:01
FLT_8_3PH_VOLTAGES



SPP MDWG 04 STABILITY; 2010 SUM PEAK; MODIFIED
GEN-2004-008 BASECASE INCLUDING PRIOR QUEUED

FILE: C:\Interconnection Studies\Working\900MW\RESULTS\FLT_9.OUT

Time (s)	Channel	Value
2.0000	CHNL# 276: [VOLTAGE HAWTH 345KV]	0.0
2.0000	CHNL# 293: [VOLTAGE PLEASNT HIL 345KV]	0.0
2.0000	CHNL# 296: [VOLTAGE FAIRPT 345KV]	0.0
2.0000	CHNL# 292: [VOLTAGE ST JOE 345KV]	0.0
2.0000	CHNL# 281: [VOLTAGE JEC N 345KV]	0.0
2.0000	CHNL# 279: [VOLTAGE IATAN 345KV]	0.0




MON, AUG 09 2004 17:05
FLT_9_VOLTAGES



SPP MDWG 04 STABILITY; 2010 SUM PEAK; MODIFIED
GEN-2004-008 BASECASE INCLUDING PRIOR QUEUED

FILE: C:\Interconnection Studies\Working\900MW\RESULTS\FLT_10.OUT

Time (s)	Channel	Value
2.0000	CHNL# 276: [VOLTAGE HAWTH 345KV]	0.0
2.0000	CHNL# 293: [VOLTAGE PLEASNT HIL 345KV]	0.0
2.0000	CHNL# 296: [VOLTAGE FAIRPT 345KV]	0.0
2.0000	CHNL# 292: [VOLTAGE ST JOE 345KV]	0.0
2.0000	CHNL# 281: [VOLTAGE JEC N 345KV]	0.0
2.0000	CHNL# 279: [VOLTAGE IATAN 345KV]	0.0




MON, AUG 09 2004 17:05
FLT_10_VOLTAGES



SPP MDWG 04 STABILITY; 2010 SUM PEAK; MODIFIED
GEN-2004-008 BASECASE INCLUDING PRIOR QUEUED

FILE: C:\Interconnection Studies\Working\900MW\RESULTS\FLT_11.OUT

Time (s)	Channel	Value
2.0000	CHNL# 276: [VOLTAGE HAWTH 345KV]	0.0
2.0000	CHNL# 293: [VOLTAGE PLEASNT HIL 345KV]	0.0
2.0000	CHNL# 296: [VOLTAGE FAIRPT 345KV]	0.0
2.0000	CHNL# 292: [VOLTAGE ST JOE 345KV]	0.0
2.0000	CHNL# 281: [VOLTAGE JEC N 345KV]	0.0
2.0000	CHNL# 279: [VOLTAGE IATAN 345KV]	0.0




MON, AUG 09 2004 17:05
FLT_11_VOLTAGES



SPP MDWG 04 STABILITY; 2010 SUM PEAK; MODIFIED
GEN-2004-008 BASECASE INCLUDING PRIOR QUEUED

FILE: C:\Interconnection Studies\Working\RESULTS\FLT_12_1PH.OUT

Time (s)	CHNL# 276: [VOLTAGE HAWTH 345KV]	CHNL# 293: [VOLTAGE PLEASNT HIL 345KV]	CHNL# 296: [VOLTAGE FAIRPT 345KV]	CHNL# 292: [VOLTAGE ST JOE 345KV]	CHNL# 281: [VOLTAGE JEC N 345KV]	CHNL# 279: [VOLTAGE IATAN 345KV]
2.0000	0.0	0.0	0.0	0.0	0.0	0.0
2.0000	0.0	0.0	0.0	0.0	0.0	0.0
2.0000	0.0	0.0	0.0	0.0	0.0	0.0
2.0000	0.0	0.0	0.0	0.0	0.0	0.0
2.0000	0.0	0.0	0.0	0.0	0.0	0.0
2.0000	0.0	0.0	0.0	0.0	0.0	0.0



MON, AUG 16 2004 14:22


FLT_12_1PH_VOLTAGES



SPP MDWG 04 STABILITY; 2010 SUM PEAK; MODIFIED
GEN-2004-008 BASECASE INCLUDING PRIOR QUEUED

FILE: C:\Interconnection Studies\Working\RESULTS\FLT_12_1PH_stuck.OUT

Time (s)	Channel	Value
2.0000	CHNL# 276: [VOLTAGE HAWTH 345KV]	0.0
2.0000	CHNL# 293: [VOLTAGE PLEASNT HIL 345KV]	0.0
2.0000	CHNL# 296: [VOLTAGE FAIRPT 345KV]	0.0
2.0000	CHNL# 292: [VOLTAGE ST JOE 345KV]	0.0
2.0000	CHNL# 281: [VOLTAGE JEC N 345KV]	0.0
2.0000	CHNL# 279: [VOLTAGE IATAN 345KV]	0.0



MON, AUG 16 2004 14:22


FLT_12_1PH_STUCK_VOLTAGES



SPP MDWG 04 STABILITY; 2010 SUM PEAK; MODIFIED
GEN-2004-008 BASECASE INCLUDING PRIOR QUEUED

FILE: C:\Interconnection Studies\Working\RESULTS\FLT_12_3PH.OUT

2.0000	CHNL# 276: [VOLTAGE HAWTH 345KV]	0.0
2.0000	CHNL# 293: [VOLTAGE PLEASNT HIL 345KV]	0.0
2.0000	CHNL# 296: [VOLTAGE FAIRPT 345KV]	0.0
2.0000	CHNL# 292: [VOLTAGE ST JOE 345KV]	0.0
2.0000	CHNL# 281: [VOLTAGE JEC N 345KV]	0.0
2.0000	CHNL# 279: [VOLTAGE IATAN 345KV]	0.0



MON, AUG 16 2004 14:22

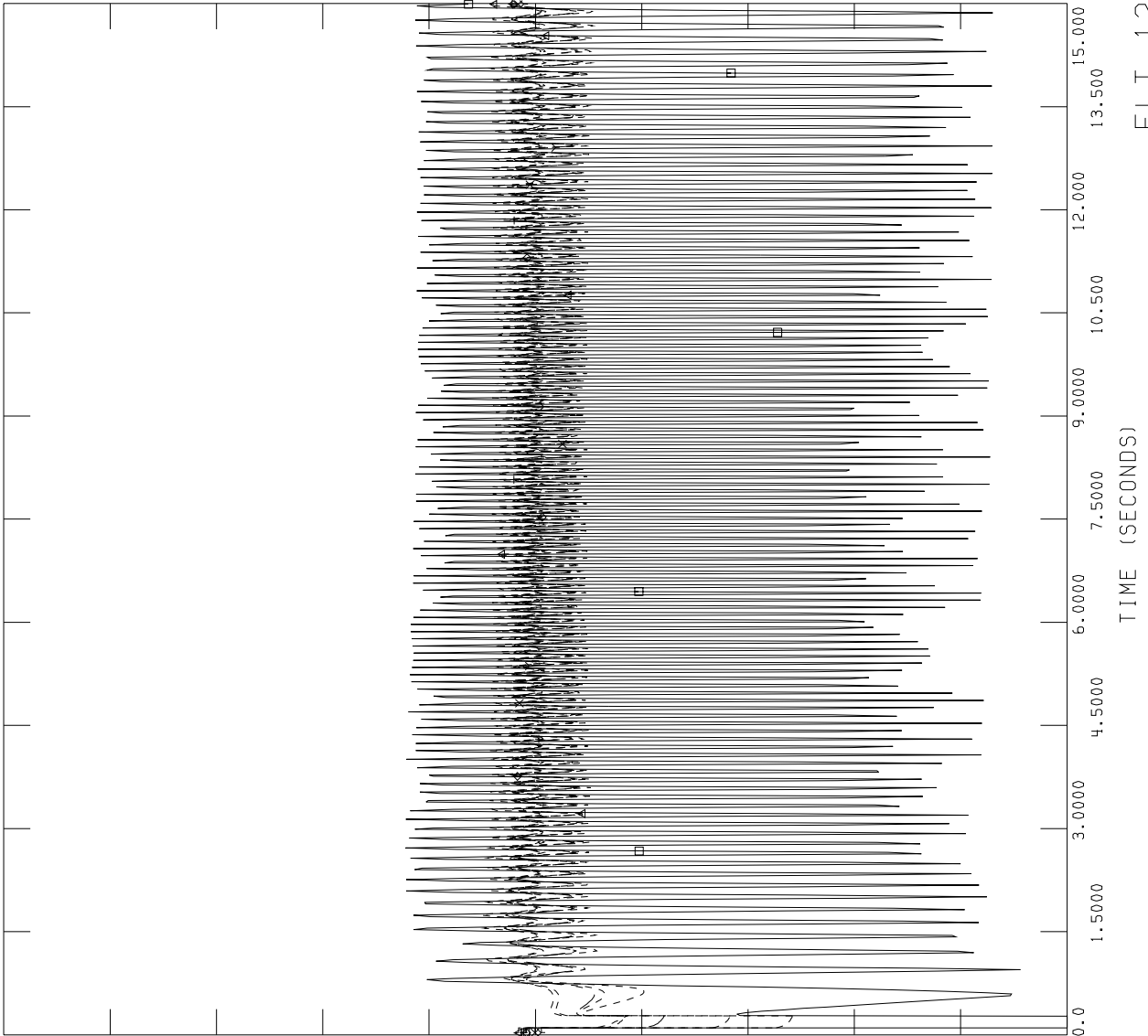
FLT_12_3PH_VOLTAGES



SPP MDWG 04 STABILITY; 2010 SUM PEAK; MODIFIED
GEN-2004-008 BASECASE INCLUDING PRIOR QUEUED

FILE: C:\Interconnection Studies\Working\RESULTS\FLT_12_3PH_stuck.OUT

Value	Channel	Value
2.0000	CHNL# 276: [VOLTAGE HAWTH 345KV]	0.0
2.0000	CHNL# 293: [VOLTAGE PLEASNT HIL 345KV]	0.0
2.0000	CHNL# 296: [VOLTAGE FAIRPT 345KV]	0.0
2.0000	CHNL# 292: [VOLTAGE ST JOE 345KV]	0.0
2.0000	CHNL# 281: [VOLTAGE JEC N 345KV]	0.0
2.0000	CHNL# 279: [VOLTAGE IATAN 345KV]	0.0



MON, AUG 16 2004 14:22

FLT_12_3PH_STUCK_VOLTAGES

Appendix C-1

Plots of Fault Simulations

Plots of selected machine angle response during faults

Scenario:

2010 Summer Peak

900MW

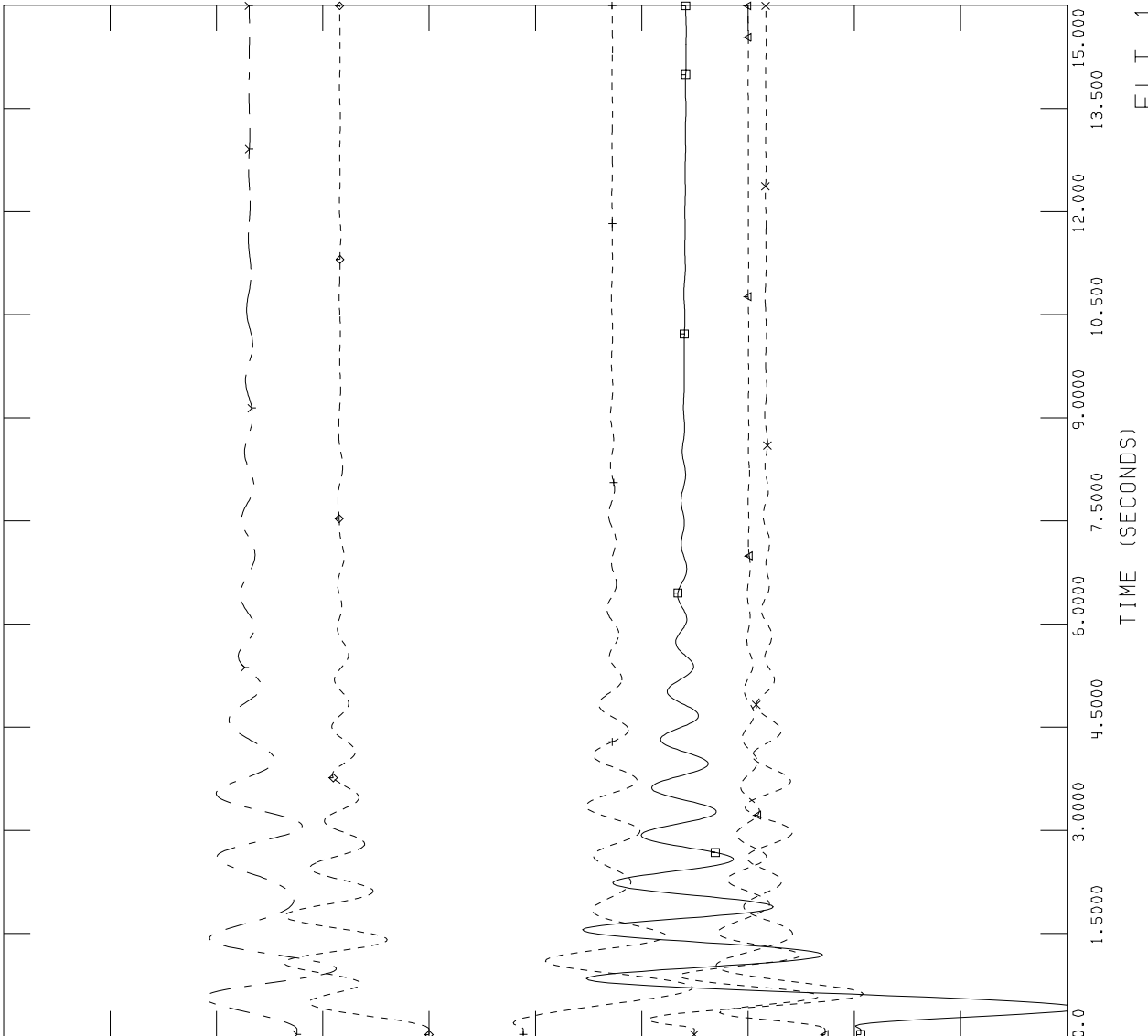
[Customer Plant at 900MW – Iatan-Nashua 345kV and Nashua 345/161kV Transformer]



SPP MDWG 04 STABILITY; 2010 SUM PEAK; MODIFIED
GEN-2004-008 BASECASE INCLUDING PRIOR QUEUED

FILE: C:\Interconnection Studies\Working\RESULTS\FLT_1_1PH.OUT
CHNL# 10: [CANG NE CT13 KCPL]

35.000	CHNL# 10: [CANG NE CT13 KCPL]	10.000
45.000	CHNL# 14: [CANG JEFFREY EN CNTR WERE]	20.000
25.000	CHNL# 16: [CANG TECUMSEH EN CNTR WERE]	0.0
35.000	CHNL# 66: [CANG COOPER NPPD]	10.000
100.00	CHNL# 3: [CANG IATAN G1 KCPL]	0.0
70.000	CHNL# 2: [CANG IATAN G2 KCPL]	25.000



MON, AUG 16 2004 13:31

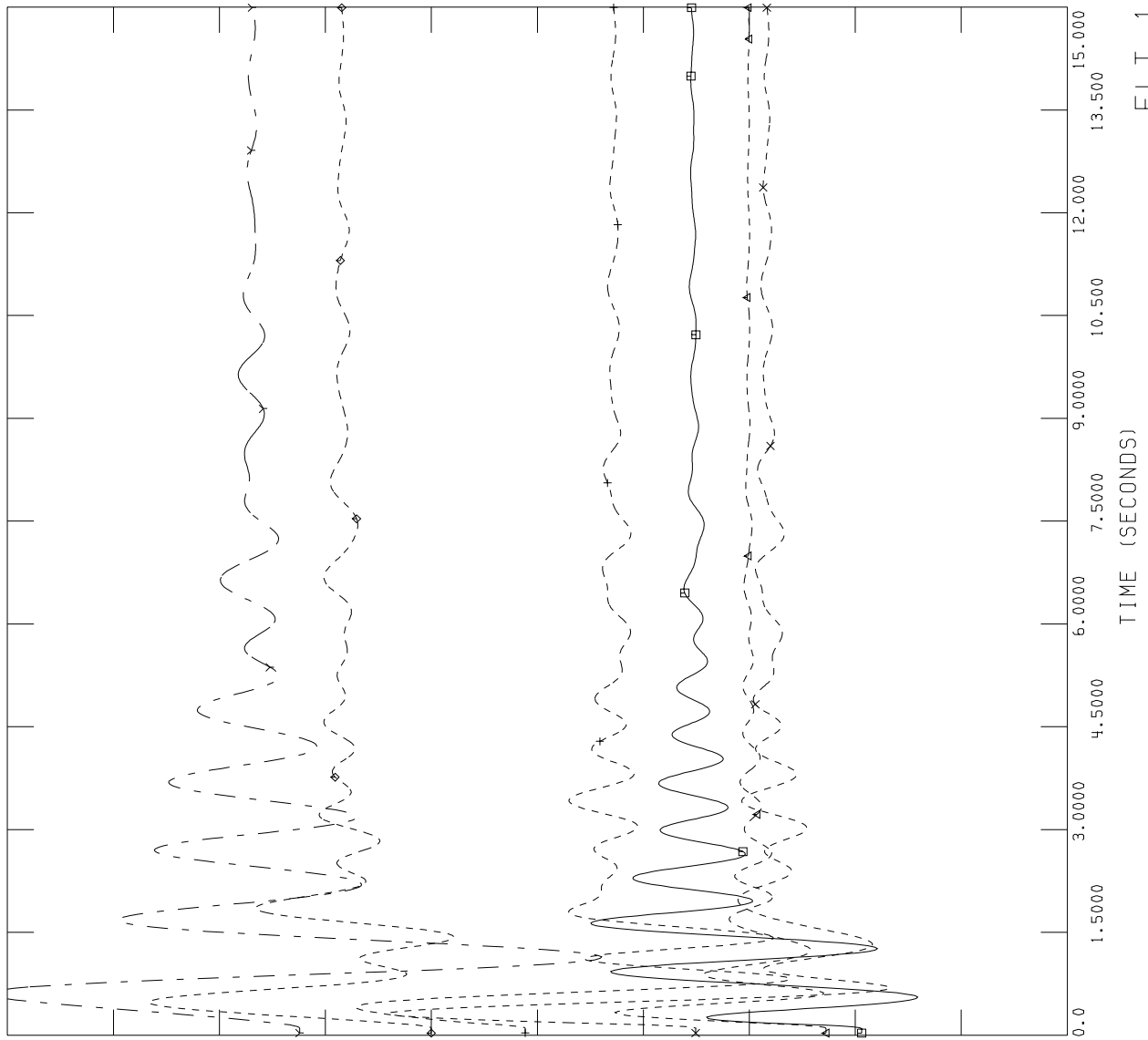
FLT_1_1PH_MACHINE ANGLES



SPP MDWG 04 STABILITY; 2010 SUM PEAK; MODIFIED
GEN-2004-008 BASECASE INCLUDING PRIOR QUEUED

FILE: C:\Interconnection Studies\Working\RESULTS\FLT_1_3PH.OUT

Channel	Legend	Scale
CHNL# 10: [CANG NE CT13 KCPL]	--->---	10.000
CHNL# 14: [CANG JEFFREY EN CNTR WERE]	---x---	20.000
CHNL# 16: [CANG TECUMSEH EN CNTR WERE]	---+---	0.0
CHNL# 66: [CANG COOPER NPPD]	---◇---	10.000
CHNL# 3: [CANG IATAN G1 KCPL]	---△---	0.0
CHNL# 2: [CANG IATAN G2 KCPL]	---□---	25.000



MON, AUG 16 2004 13:31

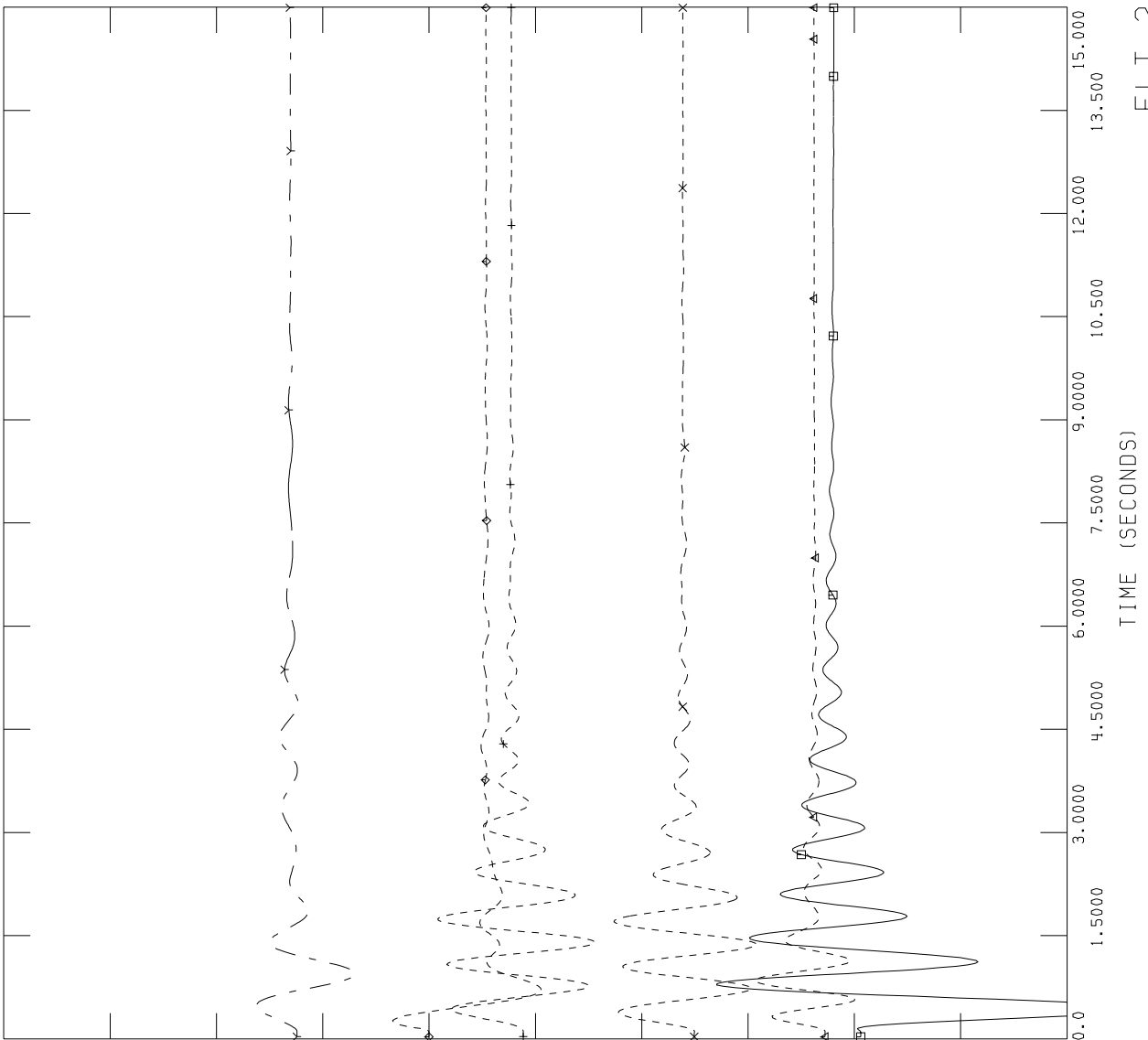
FLT_1_3PH_MACHINE ANGLES



SPP MDWG 04 STABILITY; 2010 SUM PEAK; MODIFIED
GEN-2004-008 BASECASE INCLUDING PRIOR QUEUED

FILE: C:\Interconnection Studies\Working\RESULTS\FLT_2_1PH.OUT
CHNL# 10: [CANG NE CT13 KCPL]

35.000	CHNL# 10: [CANG NE CT13 KCPL]	10.000
45.000	CHNL# 14: [CANG JEFFREY EN CNTR WERE]	20.000
25.000	CHNL# 16: [CANG TECUMSEH EN CNTR WERE]	0.0
35.000	CHNL# 66: [CANG COOPER NPPD]	10.000
100.00	CHNL# 3: [CANG IATAN G1 KCPL]	0.0
70.000	CHNL# 2: [CANG IATAN G2 KCPL]	25.000



MON, AUG 16 2004 13:31

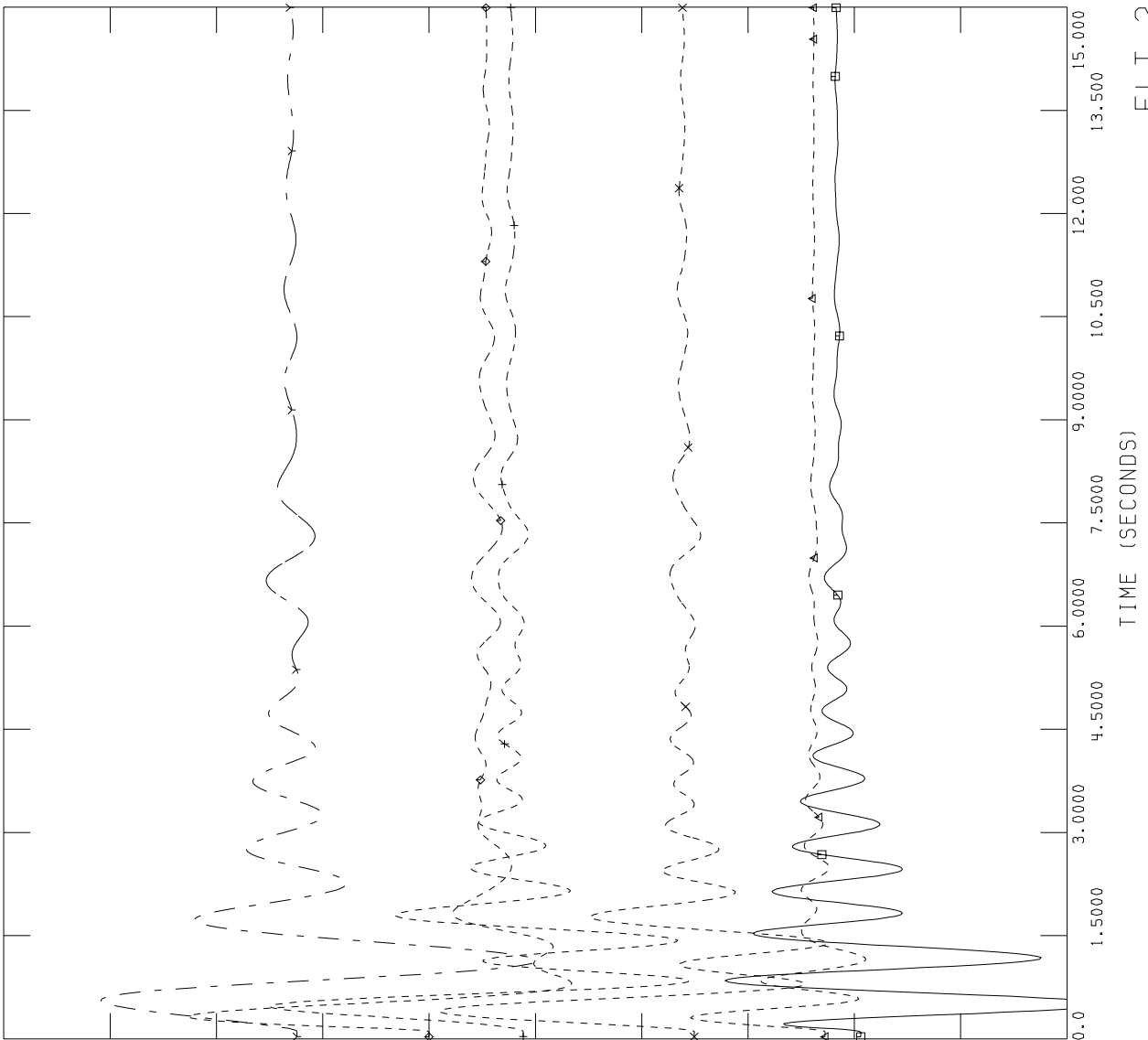
FLT_2_1PH_MACHINE ANGLES



SPP MDWG 04 STABILITY; 2010 SUM PEAK; MODIFIED
GEN-2004-008 BASECASE INCLUDING PRIOR QUEUED

FILE: C:\Interconnection Studies\Working\RESULTS\FLT_2_3PH.OUT
CHNL# 10: [CANG NE CT13 KCPL]

35.000	CHNL# 14: [CANG JEFFREY EN CNTR WERE]	10.000
45.000	CHNL# 16: [CANG TECUMSEH EN CNTR WERE]	20.000
25.000	CHNL# 66: [CANG COOPER NPPD]	0.0
35.000	CHNL# 3: [CANG IATAN G1 KCPL]	10.000
100.00	CHNL# 2: [CANG IATAN G2 KCPL]	0.0
70.000		25.000



MON, AUG 16 2004 13:31

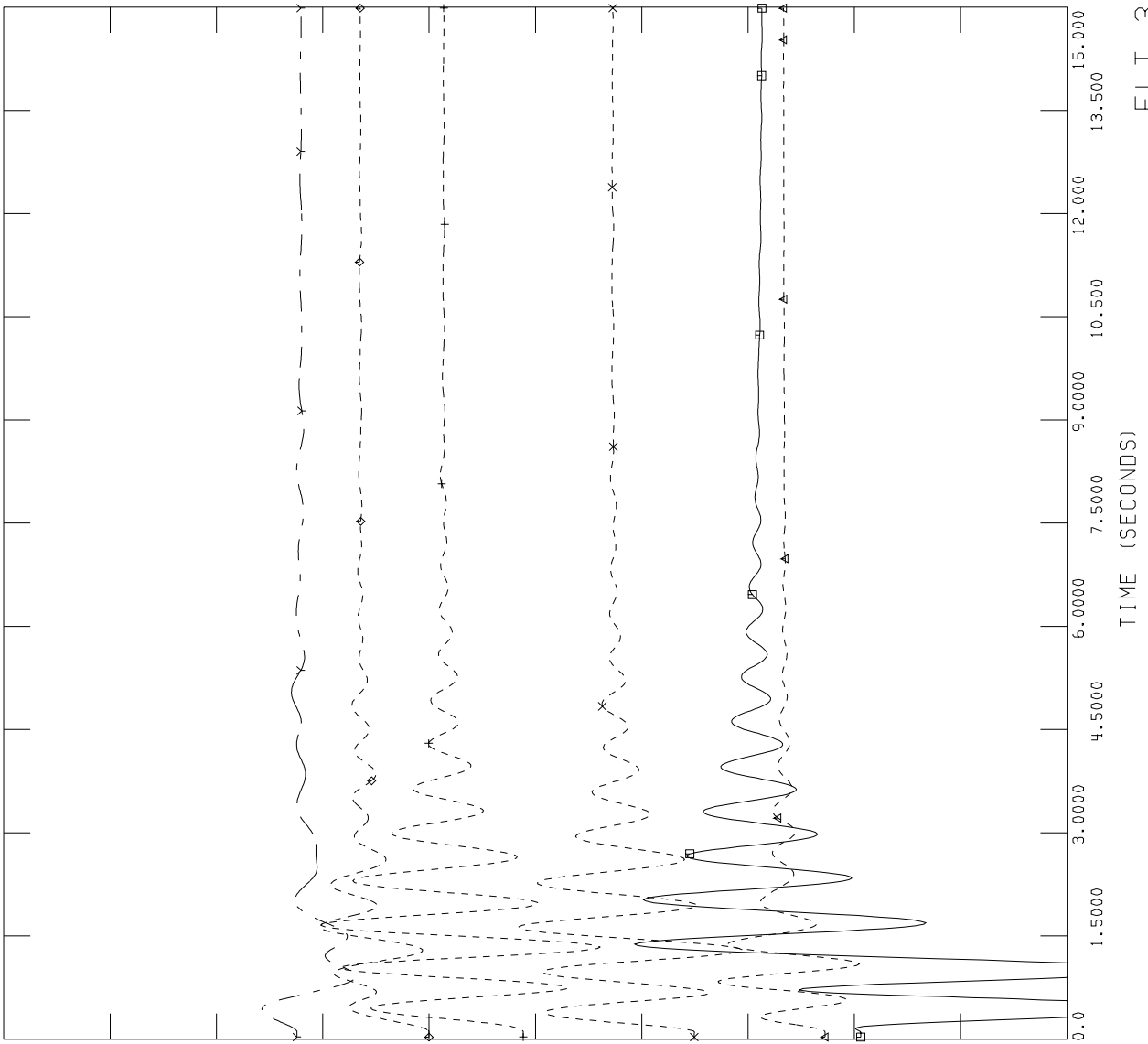
FLT_2_3PH_MACHINE ANGLES



SPP MDWG 04 STABILITY; 2010 SUM PEAK; MODIFIED
GEN-2004-008 BASECASE INCLUDING PRIOR QUEUED

FILE: C:\Interconnection Studies\Working\RESULTS\FLT_3_1PH.OUT
CHNL# 10: [ANG NE CT13 KCPL]

35.000	CHNL# 10: [ANG NE CT13 KCPL]	10.000
45.000	CHNL# 14: [ANG JEFFREY EN CNTR WERE]	20.000
25.000	CHNL# 16: [ANG TECUMSEH EN CNTR WERE]	0.0
35.000	CHNL# 66: [ANG COOPER NPPD]	10.000
100.00	CHNL# 3: [ANG IATAN G1 KCPL]	0.0
70.000	CHNL# 2: [ANG IATAN G2 KCPL]	25.000



MON, AUG 16 2004 13:31

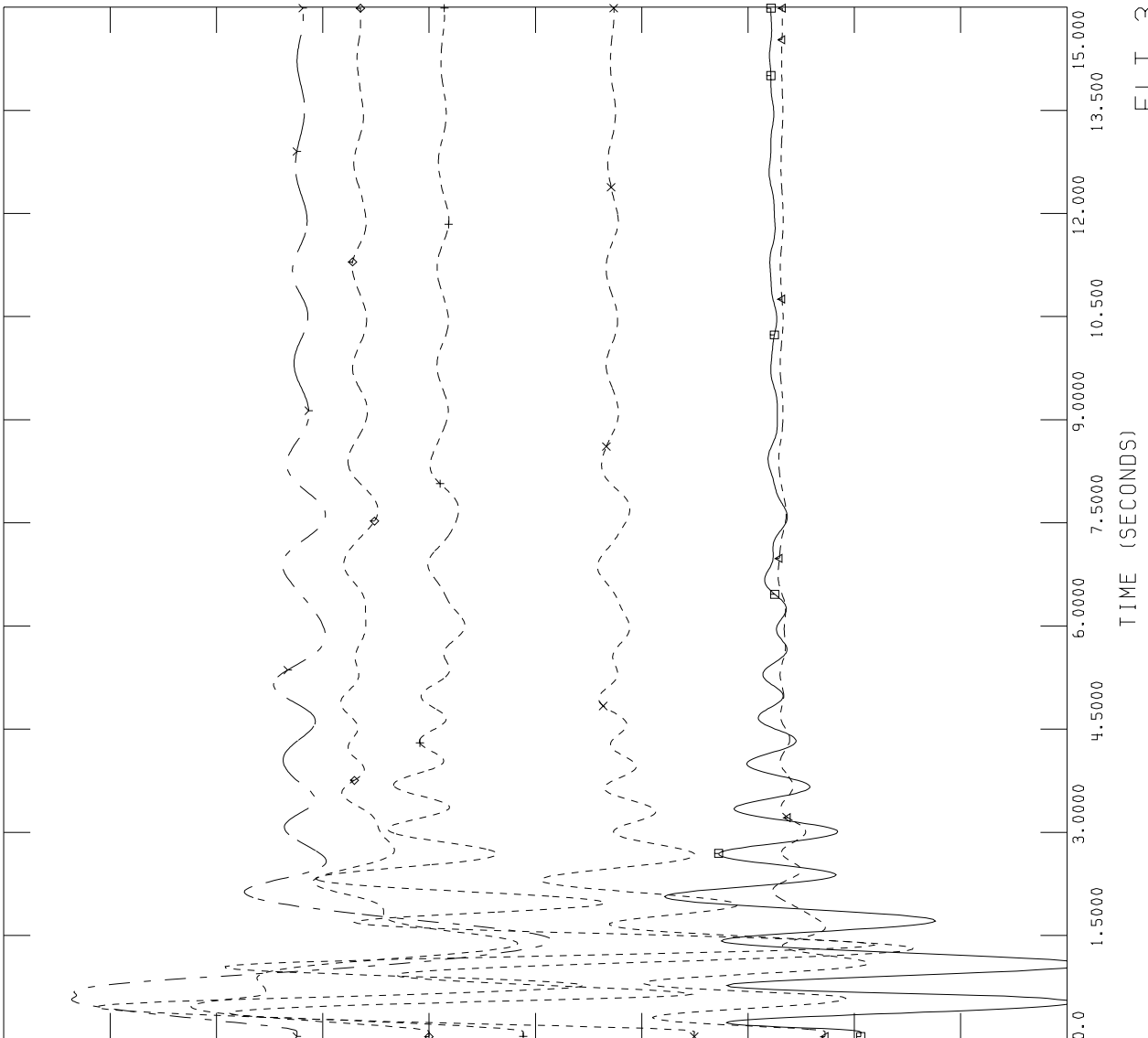
FLT_3_1PH_MACHINE ANGLES



SPP MDWG 04 STABILITY; 2010 SUM PEAK; MODIFIED
GEN-2004-008 BASECASE INCLUDING PRIOR QUEUED

FILE: C:\Interconnection Studies\Working\RESULTS\FLT_3_3PH.OUT
CHNL# 10: [CANG NE CT13 KCPL]

35.000	CHNL# 14: [CANG JEFFREY EN CNTR WERE]	10.000
45.000	CHNL# 16: [CANG TECUMSEH EN CNTR WERE]	20.000
25.000	CHNL# 66: [CANG COOPER NPPD]	0.0
35.000	CHNL# 3: [CANG IATAN G1 KCPL]	10.000
100.00	CHNL# 2: [CANG IATAN G2 KCPL]	0.0
70.000		25.000



MON, AUG 16 2004 13:31

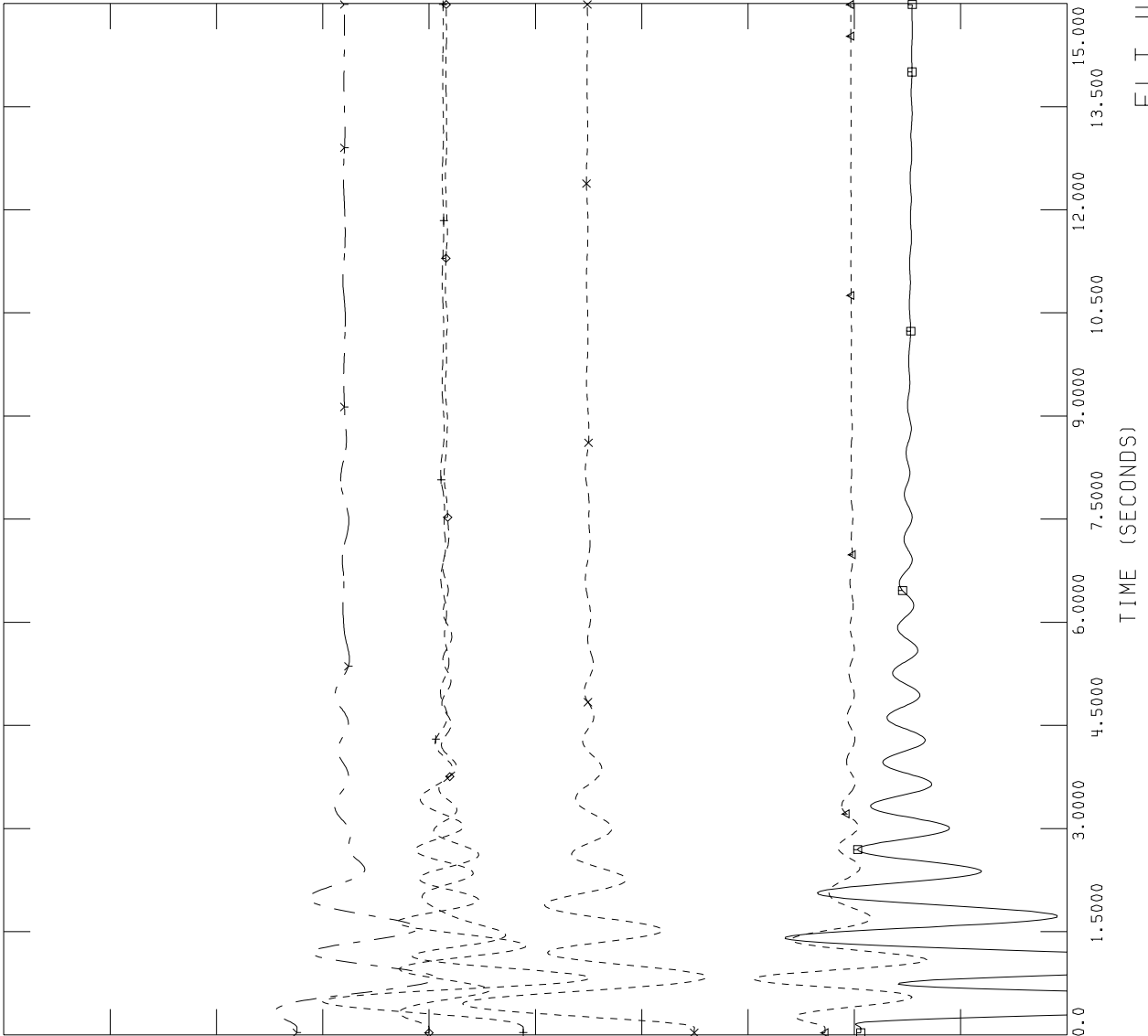
FLT_3_3PH_MACHINE ANGLES



SPP MDWG 04 STABILITY; 2010 SUM PEAK; MODIFIED
GEN-2004-008 BASECASE INCLUDING PRIOR QUEUED

FILE: C:\Interconnection Studies\Working\RESULTS\FLT_4_1PH.OUT
CHNL# 10: [CANG NE CT13 KCPL]

35.000	CHNL# 14: [CANG JEFFREY EN CNTR WERE]	10.000
45.000	CHNL# 16: [CANG TECUMSEH EN CNTR WERE]	20.000
25.000	CHNL# 66: [CANG COOPER NPPD]	0.0
35.000	CHNL# 3: [CANG IATAN G1 KCPL]	10.000
100.00	CHNL# 2: [CANG IATAN G2 KCPL]	0.0
70.000		25.000



MON, AUG 16 2004 13:31

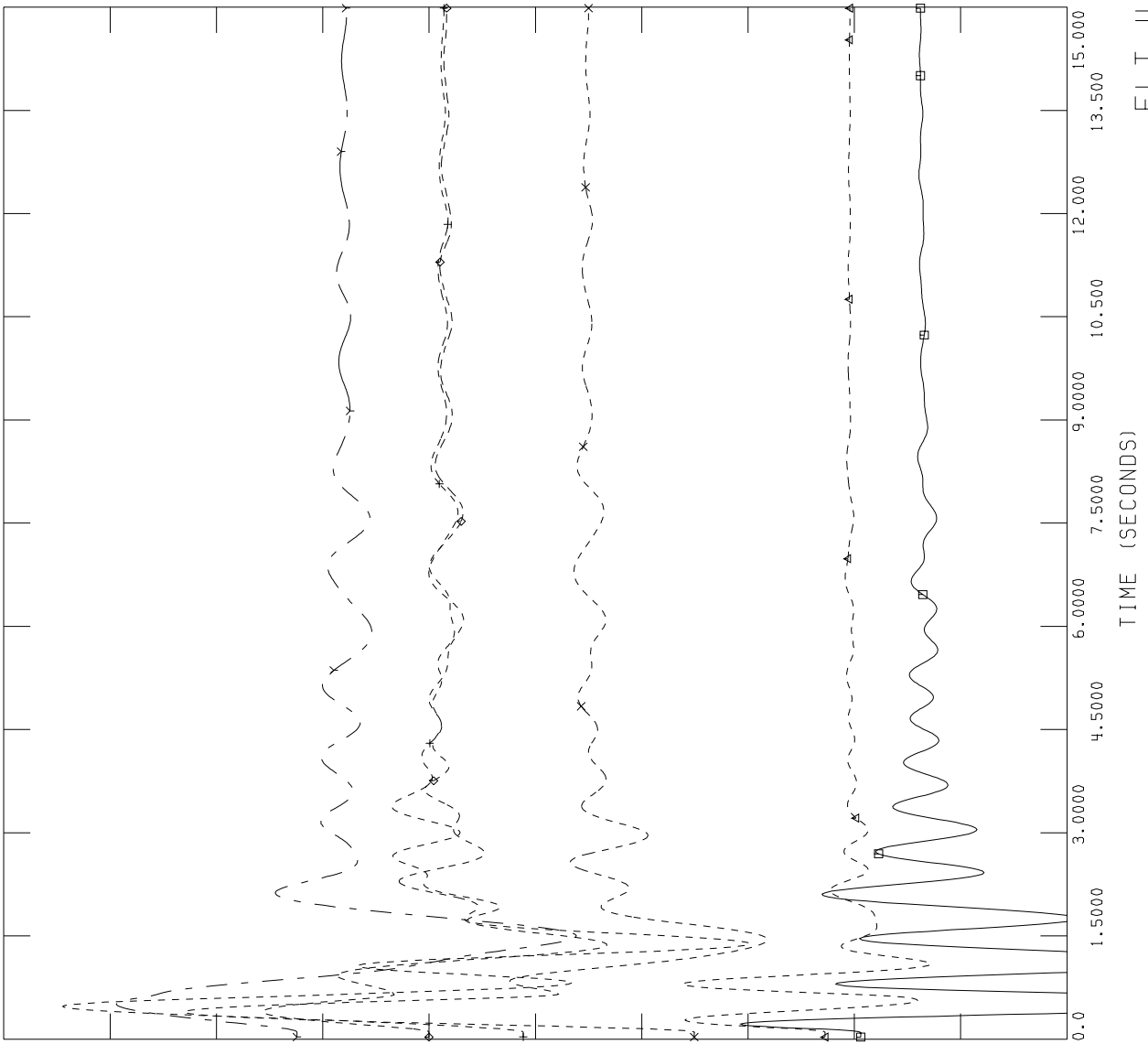
FLT_4_1PH_MACHINE ANGLES



SPP MDWG 04 STABILITY; 2010 SUM PEAK; MODIFIED
GEN-2004-008 BASECASE INCLUDING PRIOR QUEUED

FILE: C:\Interconnection Studies\Working\RESULTS\FLT_4_3PH.OUT
CHNL# 10: [CANG NE CT13 KCPL]

35.000	CHNL# 10: [CANG NE CT13 KCPL]	10.000
45.000	CHNL# 14: [CANG JEFFREY EN CNTR WERE]	20.000
25.000	CHNL# 16: [CANG TECUMSEH EN CNTR WERE]	0.0
35.000	CHNL# 66: [CANG COOPER NPPD]	10.000
100.00	CHNL# 3: [CANG IATAN G1 KCPL]	0.0
70.000	CHNL# 2: [CANG IATAN G2 KCPL]	25.000



MON, AUG 16 2004 13:31

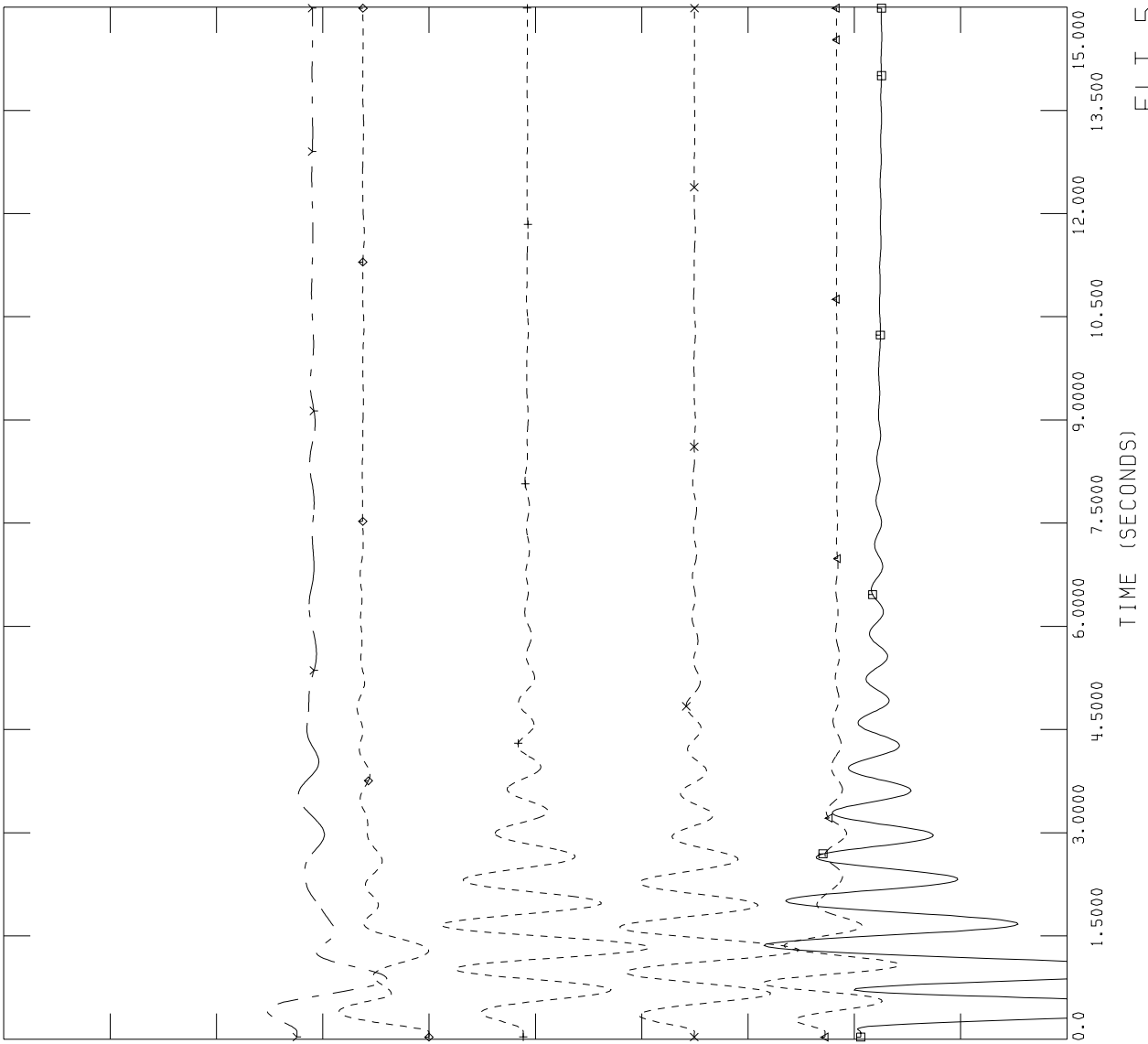
FLT_4_3PH_MACHINE ANGLES



SPP MDWG 04 STABILITY; 2010 SUM PEAK; MODIFIED
GEN-2004-008 BASECASE INCLUDING PRIOR QUEUED

FILE: C:\Interconnection Studies\Working\RESULTS\FLT_5_1PH.OUT
CHNL# 10: [CANG NE CT13 KCPL]

35.000	CHNL# 10: [CANG NE CT13 KCPL]	10.000
45.000	CHNL# 14: [CANG JEFFREY EN CNTR WERE]	20.000
25.000	CHNL# 16: [CANG TECUMSEH EN CNTR WERE]	0.0
35.000	CHNL# 66: [CANG COOPER NPPD]	10.000
100.00	CHNL# 3: [CANG IATAN G1 KCPL]	0.0
70.000	CHNL# 2: [CANG IATAN G2 KCPL]	25.000



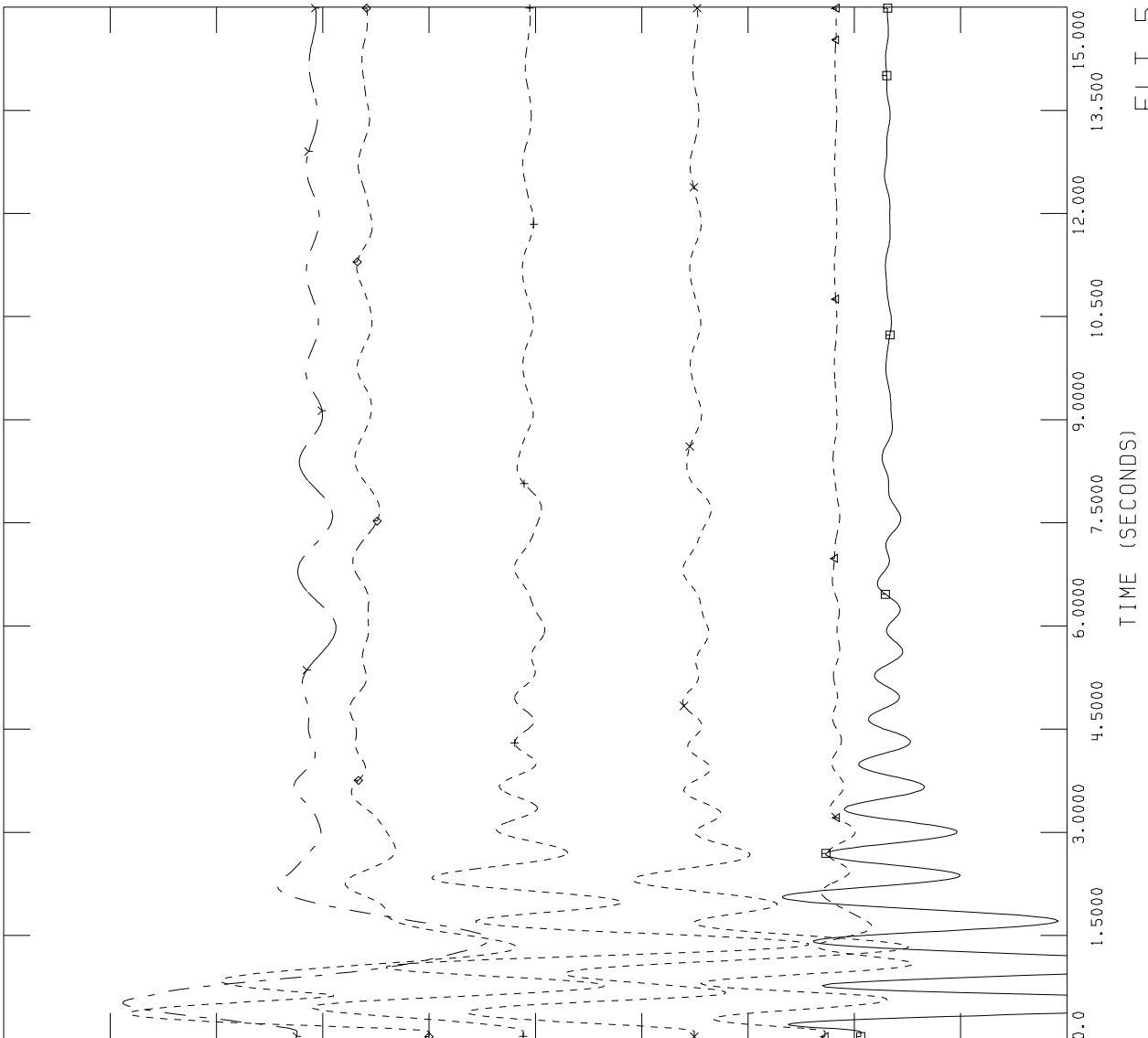
MON, AUG 16 2004 13:31
FLT_5_1PH_MACHINE ANGLES



SPP MDWG 04 STABILITY; 2010 SUM PEAK; MODIFIED
GEN-2004-008 BASECASE INCLUDING PRIOR QUEUED

FILE: C:\Interconnection Studies\Working\RESULTS\FLT_5_3PH.OUT
CHNL# 10: [CANG NE CT13 KCPL]

35.000	CHNL# 10: [CANG NE CT13 KCPL]	10.000
45.000	CHNL# 14: [CANG JEFFREY EN CNTR WERE]	20.000
25.000	CHNL# 16: [CANG TECUMSEH EN CNTR WERE]	0.0
35.000	CHNL# 66: [CANG COOPER NPPD]	10.000
100.00	CHNL# 3: [CANG IATAN G1 KCPL]	0.0
70.000	CHNL# 2: [CANG IATAN G2 KCPL]	25.000



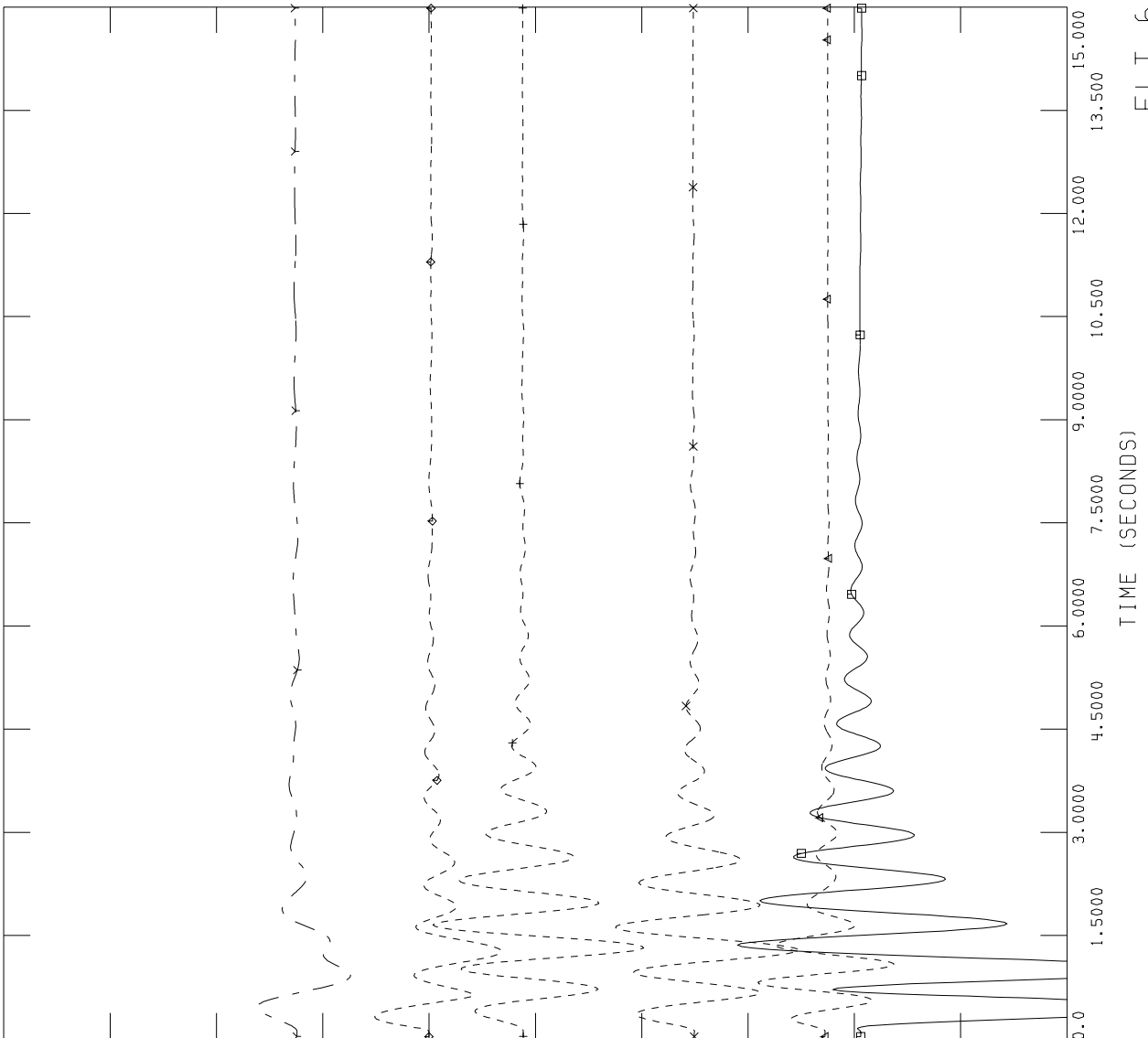
MON, AUG 16 2004 13:31
FLT_5_3PH_MACHINE ANGLES



SPP MDWG 04 STABILITY; 2010 SUM PEAK; MODIFIED
GEN-2004-008 BASECASE INCLUDING PRIOR QUEUED

FILE: C:\Interconnection Studies\Working\RESULTS\FLT_6_1PH.OUT
CHNL# 10: [CANG NE CT13 KCPL]

35.000	CHNL# 10: [CANG NE CT13 KCPL]	10.000
45.000	CHNL# 14: [CANG JEFFREY EN CNTR WERE]	20.000
25.000	CHNL# 16: [CANG TECUMSEH EN CNTR WERE]	0.0
35.000	CHNL# 66: [CANG COOPER NPPD]	10.000
100.00	CHNL# 3: [CANG IATAN G1 KCPL]	0.0
70.000	CHNL# 2: [CANG IATAN G2 KCPL]	25.000



MON, AUG 16 2004 13:31

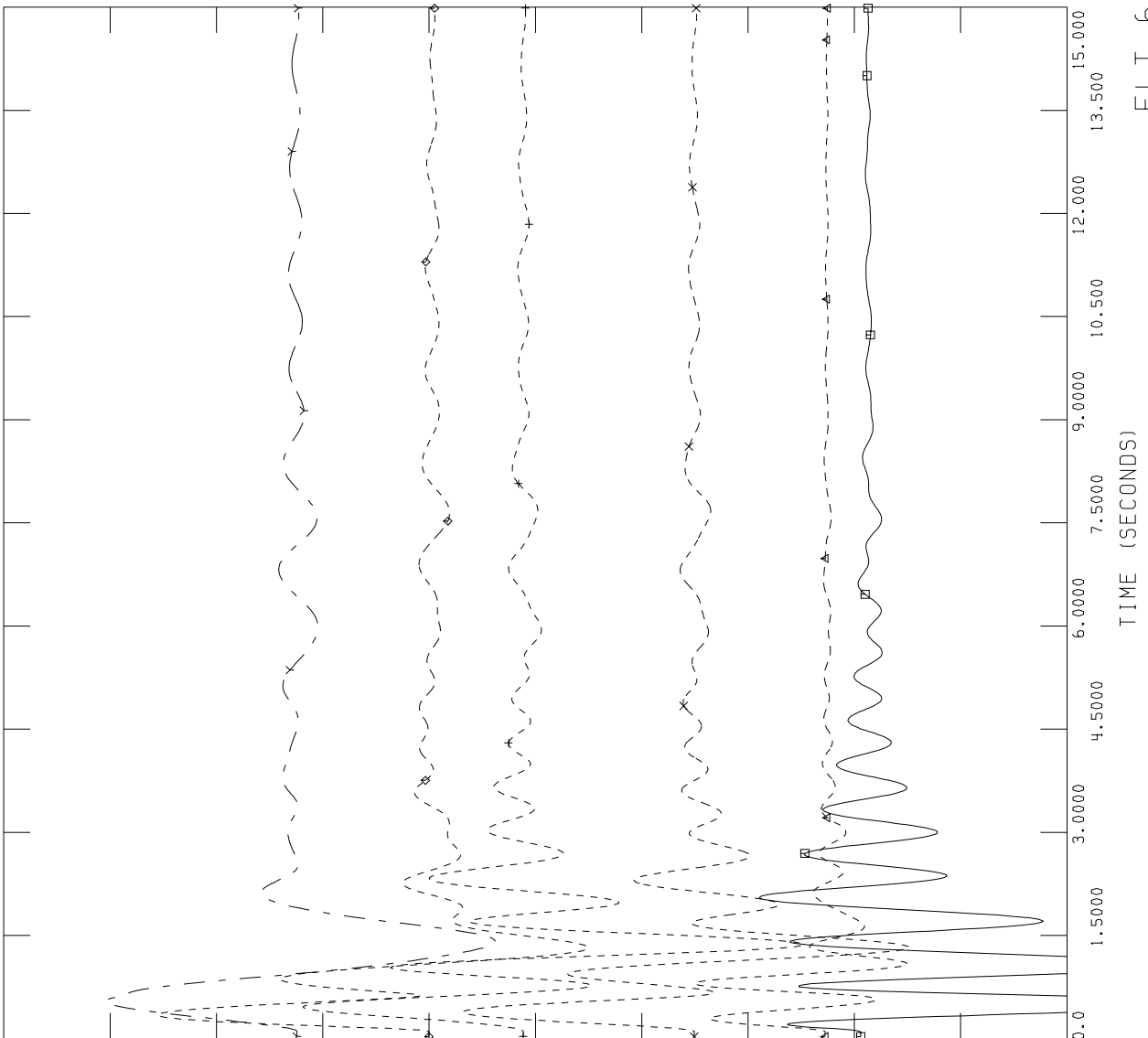
FLT_6_1PH_MACHINE ANGLES



SPP MDWG 04 STABILITY; 2010 SUM PEAK; MODIFIED
GEN-2004-008 BASECASE INCLUDING PRIOR QUEUED

FILE: C:\Interconnection Studies\Working\RESULTS\FLT_6_3PH.OUT
CHNL# 10: [CANG NE CT13 KCPL]

35.000	CHNL# 14: [CANG JEFFREY EN CNTR WERE]	10.000
45.000	CHNL# 16: [CANG TECUMSEH EN CNTR WERE]	20.000
25.000	CHNL# 66: [CANG COOPER NPPD]	0.0
35.000	CHNL# 3: [CANG IATAN G1 KCPL]	10.000
100.00	CHNL# 2: [CANG IATAN G2 KCPL]	0.0
70.000		25.000



MON, AUG 16 2004 13:31

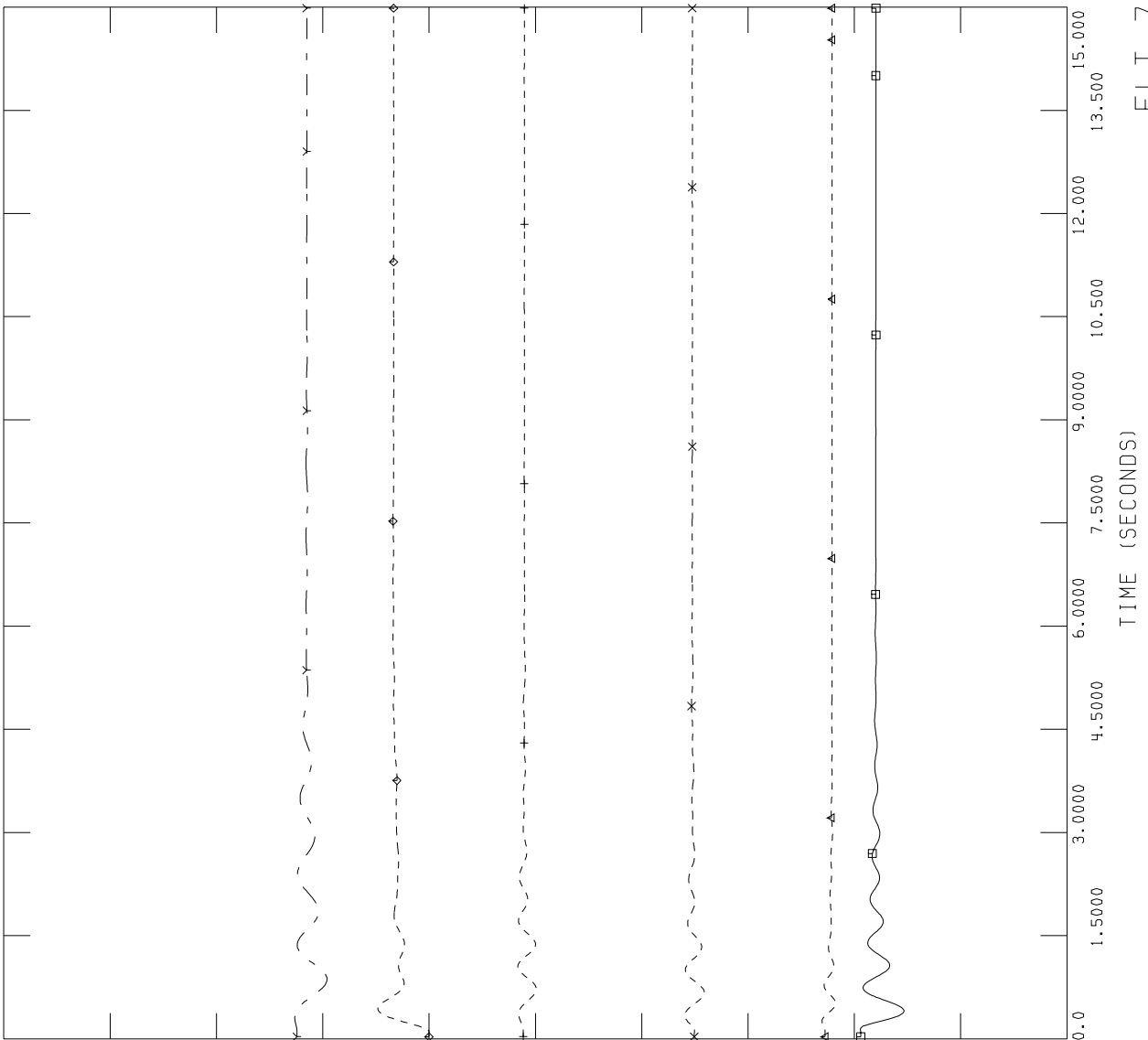
FLT_6_3PH_MACHINE ANGLES



SPP MDWG 04 STABILITY; 2010 SUM PEAK; MODIFIED
GEN-2004-008 BASECASE INCLUDING PRIOR QUEUED

FILE: C:\Interconnection Studies\Working\RESULTS\FLT_7_1PH.OUT
CHNL# 10: [CANG NE CT13 KCPL]

35.000	CHNL# 10: [CANG NE CT13 KCPL]	10.000
45.000	CHNL# 14: [CANG JEFFREY EN CNTR WERE]	20.000
25.000	CHNL# 16: [CANG TECUMSEH EN CNTR WERE]	0.0
35.000	CHNL# 66: [CANG COOPER NPPD]	10.000
100.00	CHNL# 3: [CANG IATAN G1 KCPL]	0.0
70.000	CHNL# 2: [CANG IATAN G2 KCPL]	25.000



MON, AUG 16 2004 13:31

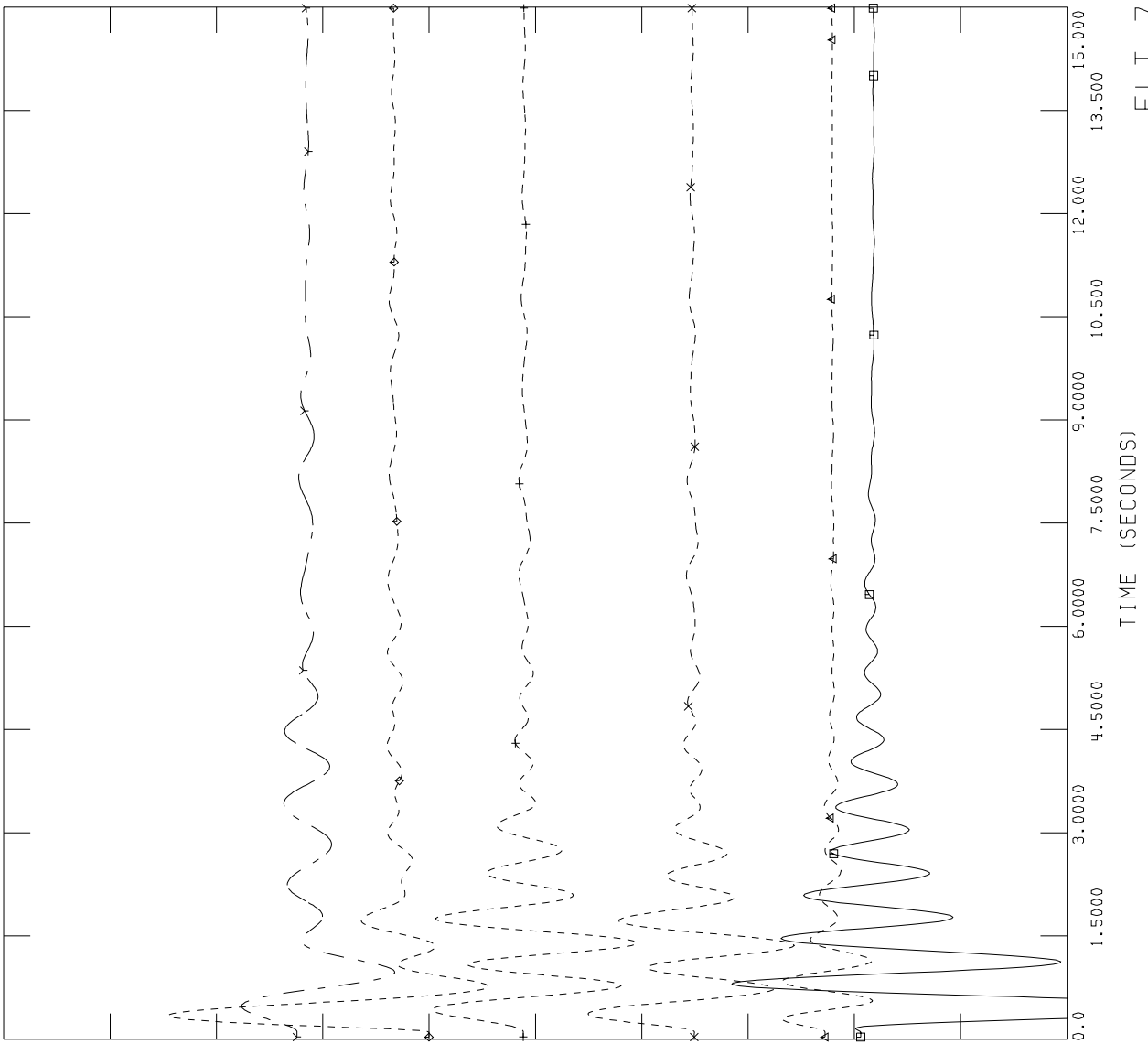
FLT_7_1PH_MACHINE ANGLES



SPP MDWG 04 STABILITY; 2010 SUM PEAK; MODIFIED
GEN-2004-008 BASECASE INCLUDING PRIOR QUEUED

FILE: C:\Interconnection Studies\Working\RESULTS\FLT_7_3PH.OUT
CHNL# 10: [CANG NE CT13 KCPL]

35.000	CHNL# 14: [CANG JEFFREY EN CNTR WERE]	10.000
45.000	CHNL# 16: [CANG TECUMSEH EN CNTR WERE]	20.000
25.000	CHNL# 66: [CANG COOPER NPPD]	0.0
35.000	CHNL# 3: [CANG IATAN G1 KCPL]	10.000
100.00	CHNL# 2: [CANG IATAN G2 KCPL]	0.0
70.000		25.000



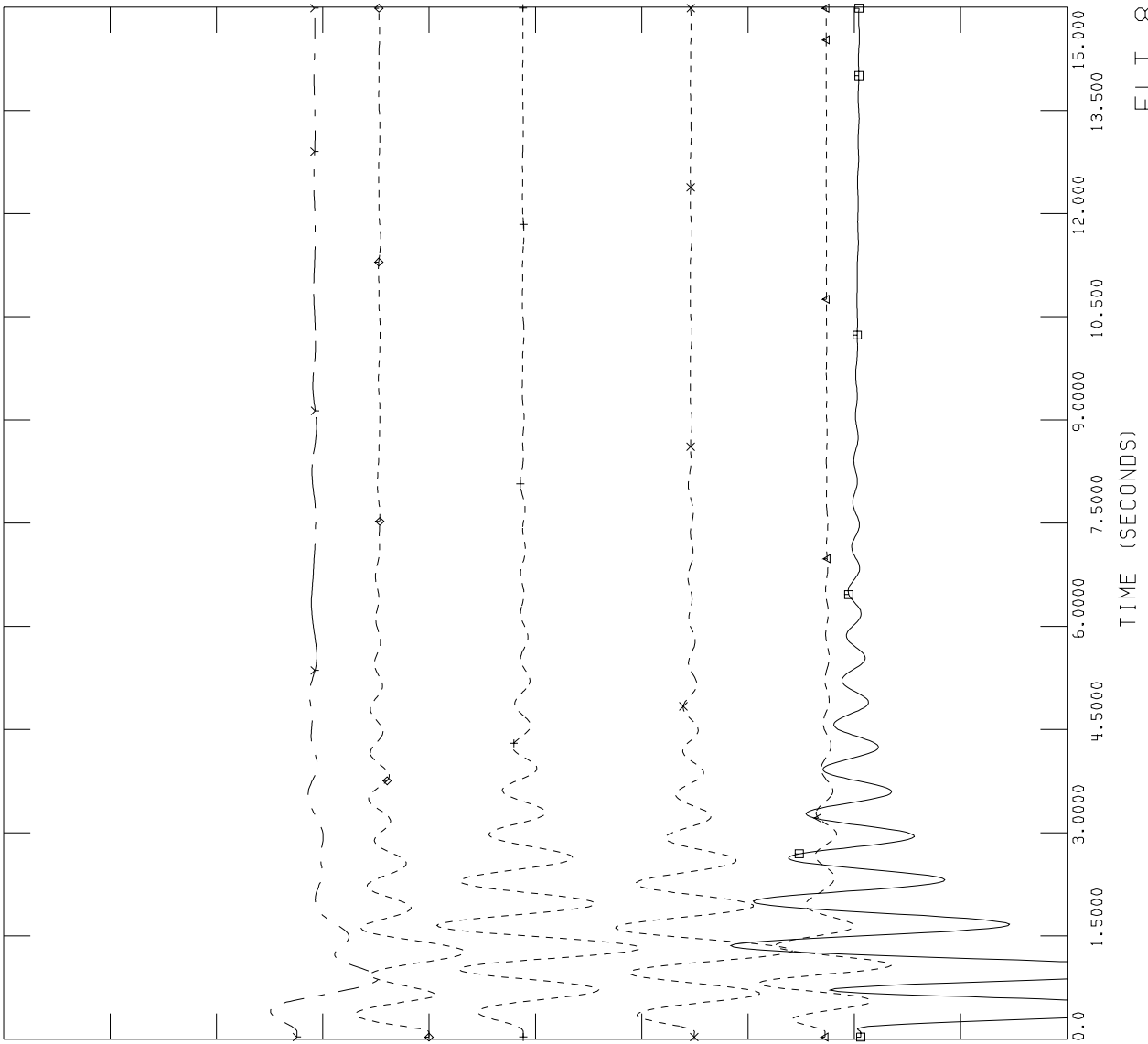
MON, AUG 16 2004 13:31
FLT_7_3PH_MACHINE ANGLES



SPP MDWG 04 STABILITY; 2010 SUM PEAK; MODIFIED
GEN-2004-008 BASECASE INCLUDING PRIOR QUEUED

FILE: C:\Interconnection Studies\Working\RESULTS\FLT_8_1PH.OUT
CHNL# 10: [ANG NE CT13 KCPL]

35.000	CHNL# 14: [ANG JEFFREY EN CNTR WERE]	10.000
45.000	CHNL# 16: [ANG TECUMSEH EN CNTR WERE]	20.000
25.000	CHNL# 66: [ANG COOPER NPPD]	0.0
35.000	CHNL# 3: [ANG IATAN G1 KCPL]	10.000
100.00	CHNL# 2: [ANG IATAN G2 KCPL]	0.0
70.000		25.000



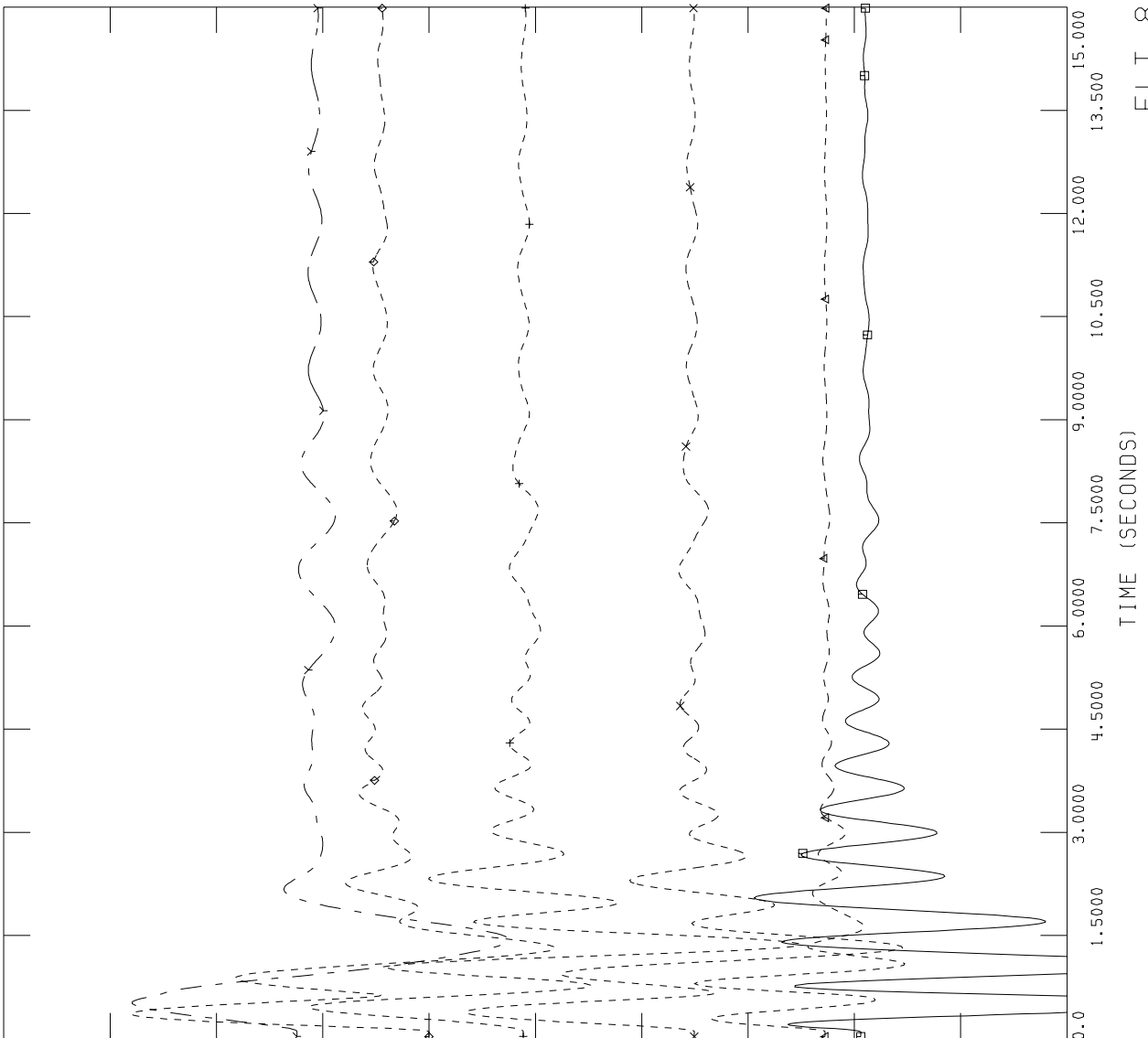
MON, AUG 16 2004 13:31
FLT_8_1PH_MACHINE ANGLES



SPP MDWG 04 STABILITY; 2010 SUM PEAK; MODIFIED
GEN-2004-008 BASECASE INCLUDING PRIOR QUEUED

FILE: C:\Interconnection Studies\Working\RESULTS\FLT_8_3PH.OUT
CHNL# 10: [CANG NE CT13 KCPL]

35.000	CHNL# 14: [CANG JEFFREY EN CNTR WERE]	10.000
45.000	CHNL# 16: [CANG TECUMSEH EN CNTR WERE]	20.000
25.000	CHNL# 66: [CANG COOPER NPPD]	0.0
35.000	CHNL# 3: [CANG IATAN G1 KCPL]	10.000
100.00	CHNL# 2: [CANG IATAN G2 KCPL]	0.0
70.000		25.000



MON, AUG 16 2004 13:31

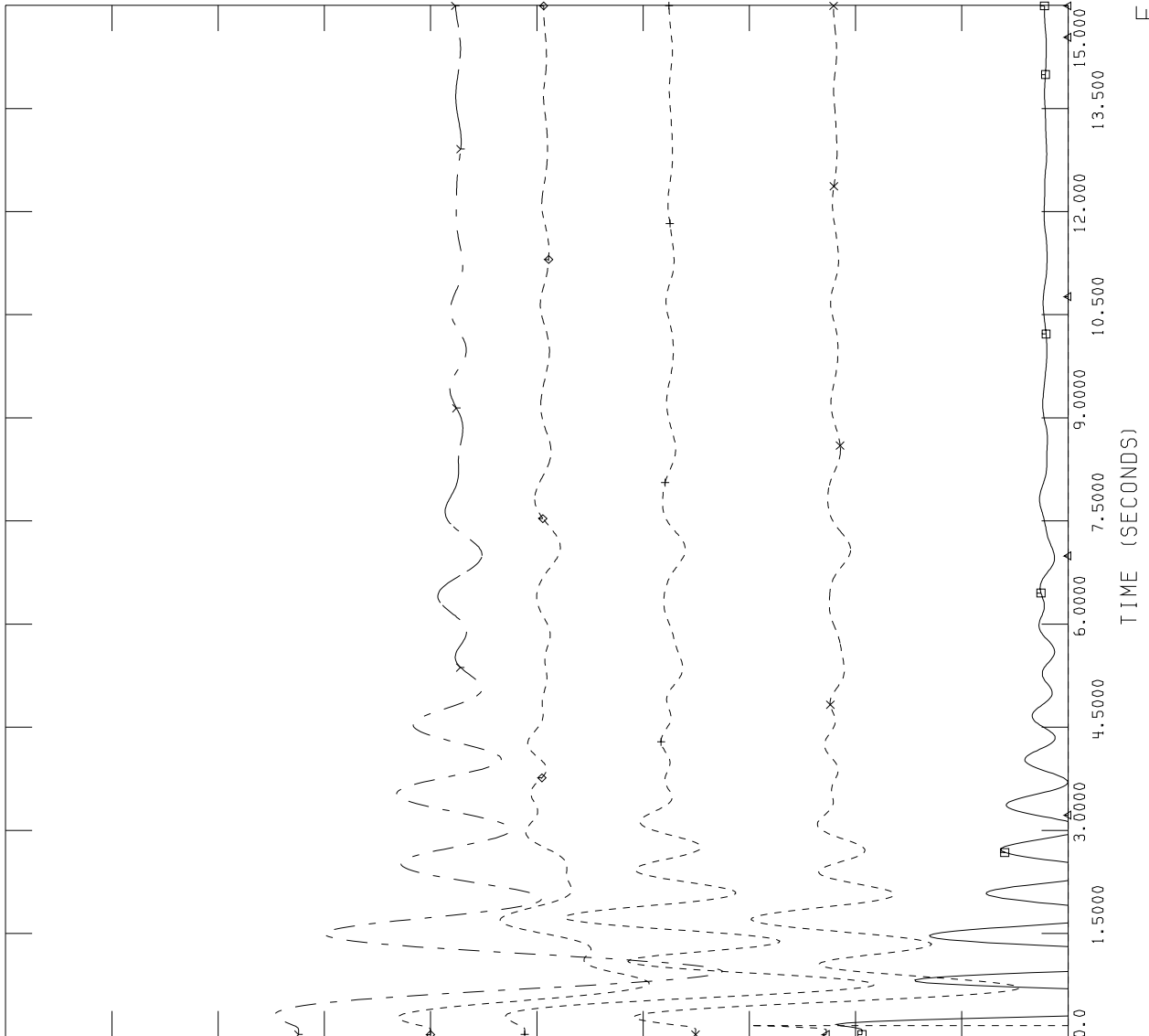
FLT_8_3PH_MACHINE ANGLES



SPP MDWG 04 STABILITY; 2010 SUM PEAK; MODIFIED
GEN-2004-008 BASECASE INCLUDING PRIOR QUEUED

FILE: C:\Interconnection Studies\Working\RESULTS\FLT_9.0UT
CHNL# 10: [CANG NE CT13 KCPL]

35.000	CHNL# 14: [CANG JEFFREY EN CNTR WERE]	10.000
45.000	CHNL# 16: [CANG TECUMSEH EN CNTR WERE]	20.000
25.000	CHNL# 66: [CANG COOPER NPPD]	0.0
35.000	CHNL# 3: [CANG IATAN G1 KCPL]	10.000
100.00	CHNL# 2: [CANG IATAN G2 KCPL]	0.0
70.000		25.000



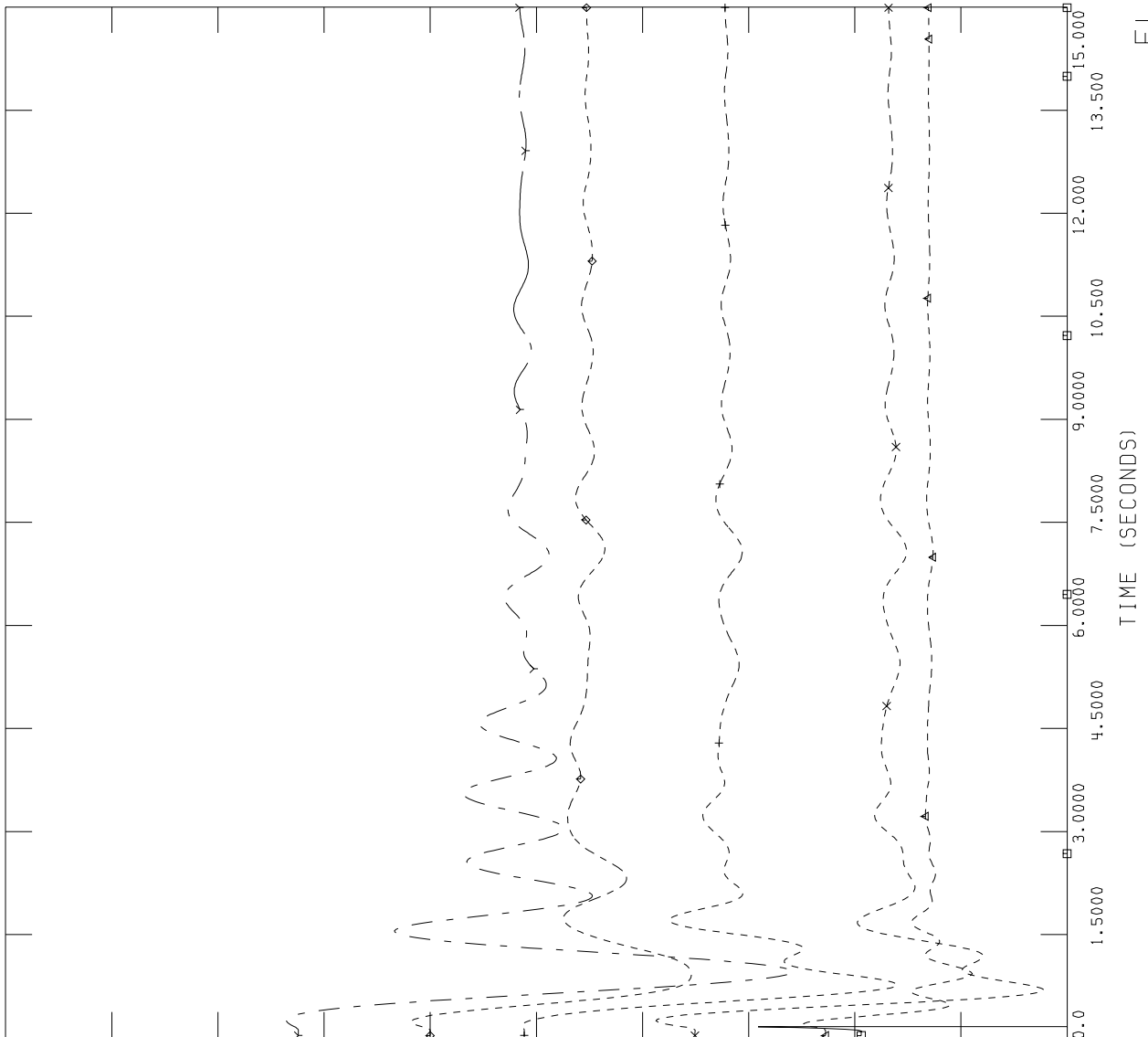
MON, AUG 16 2004 13:31
FLT_9_MACHINE ANGLES



SPP MDWG 04 STABILITY; 2010 SUM PEAK; MODIFIED
GEN-2004-008 BASECASE INCLUDING PRIOR QUEUED

FILE: C:\Interconnection Studies\Working\RESULTS\FLT_10.OUT
CHNL# 10: [CANG NE CT13 KCPL]

35.000	CHNL# 10: [CANG NE CT13 KCPL]	10.000
45.000	CHNL# 14: [CANG JEFFREY EN CNTR WERE]	20.000
25.000	CHNL# 16: [CANG TECUMSEH EN CNTR WERE]	0.0
35.000	CHNL# 66: [CANG COOPER NPPD]	10.000
100.00	CHNL# 3: [CANG IATAN G1 KCPL]	0.0
70.000	CHNL# 2: [CANG IATAN G2 KCPL]	25.000



MON, AUG 16 2004 13:31

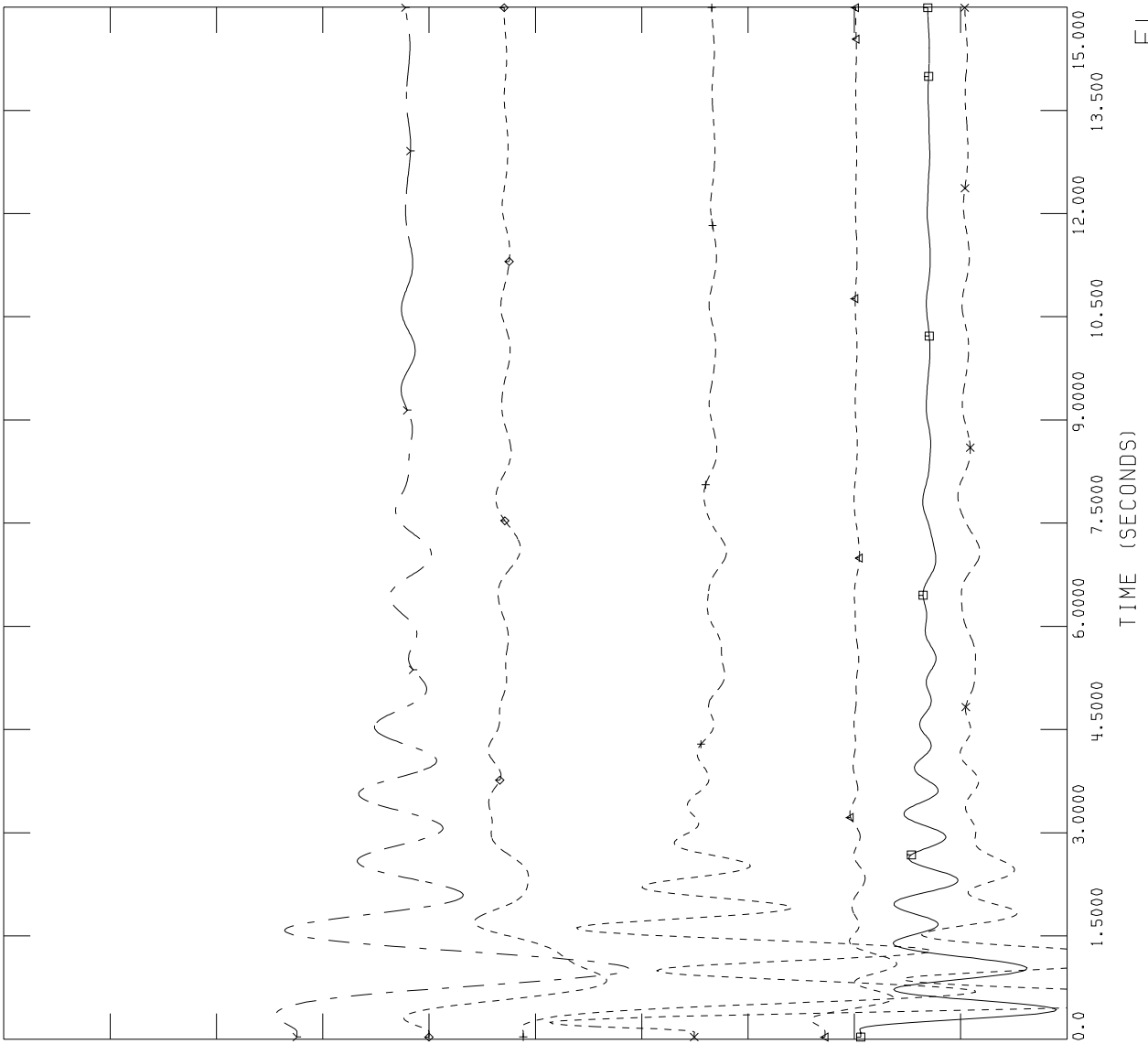
FLT_10_MACHINE ANGLES



SPP MDWG 04 STABILITY; 2010 SUM PEAK; MODIFIED
GEN-2004-008 BASECASE INCLUDING PRIOR QUEUED

FILE: C:\Interconnection Studies\Working\RESULTS\FLT_11.OUT
CHNL# 10: [CANG NE CT13 KCPL]

35.000	CHNL# 14: [CANG JEFFREY EN CNTR WERE]	10.000
45.000	CHNL# 16: [CANG TECUMSEH EN CNTR WERE]	20.000
25.000	CHNL# 66: [CANG COOPER NPPD]	0.0
35.000	CHNL# 3: [CANG IATAN G1 KCPL]	10.000
100.00	CHNL# 2: [CANG IATAN G2 KCPL]	0.0
70.000		25.000



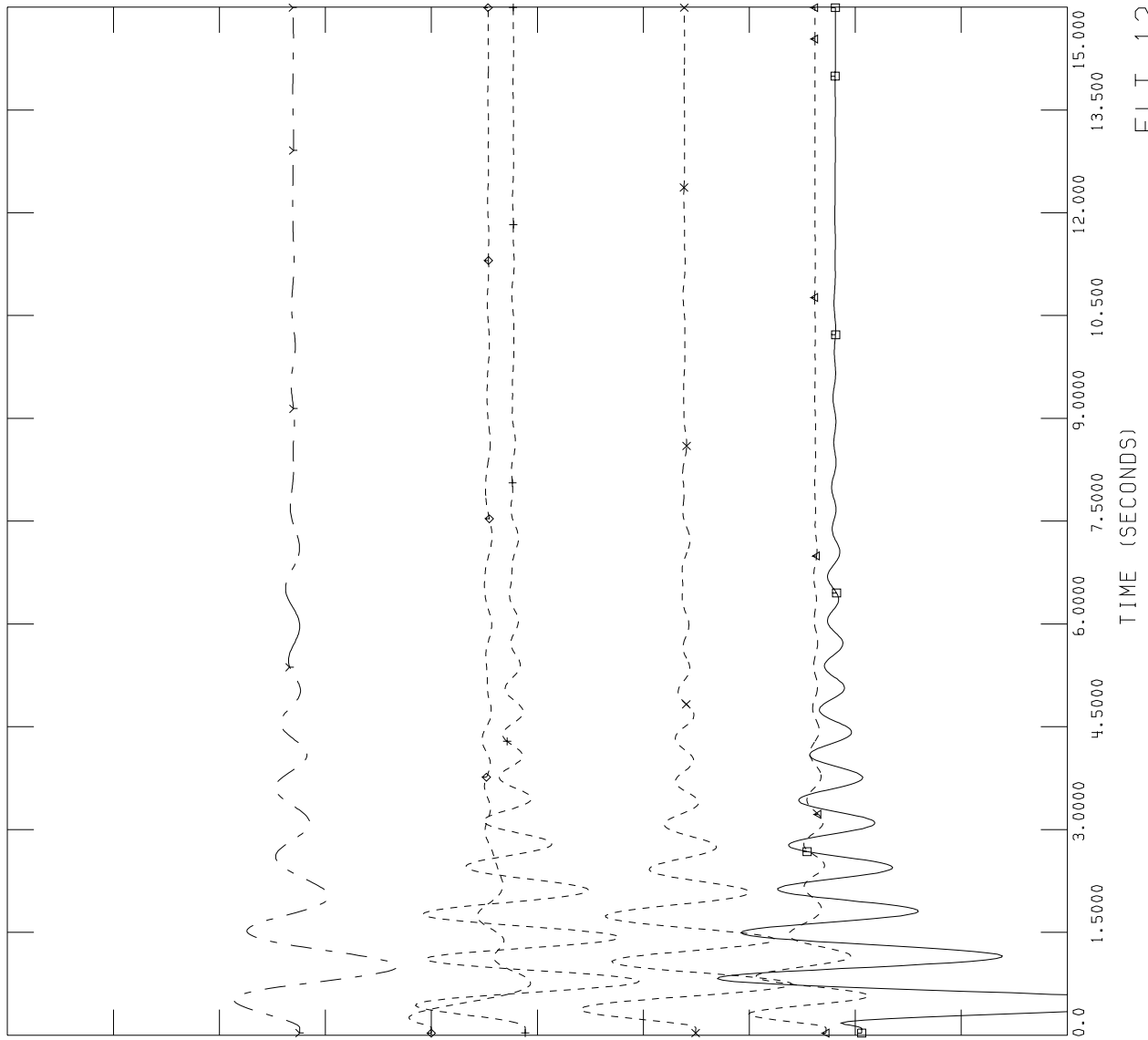
MON, AUG 16 2004 13:31
FLT_11_MACHINE ANGLES



SPP MDWG 04 STABILITY; 2010 SUM PEAK; MODIFIED
GEN-2004-008 BASECASE INCLUDING PRIOR QUEUED

FILE: C:\Interconnection Studies\Working\RESULTS\FLT_12_1PH.OUT

Value	Channel Name	Value
35.000	CHNL# 10: [CANG NE CT13 KCPL]	10.000
45.000	CHNL# 14: [CANG JEFFREY EN CNTR WERE]	20.000
25.000	CHNL# 16: [CANG TECUMSEH EN CNTR WERE]	0.0
35.000	CHNL# 66: [CANG COOPER NPPD]	10.000
100.00	CHNL# 3: [CANG IATAN G1 KCPL]	0.0
70.000	CHNL# 2: [CANG IATAN G2 KCPL]	25.000



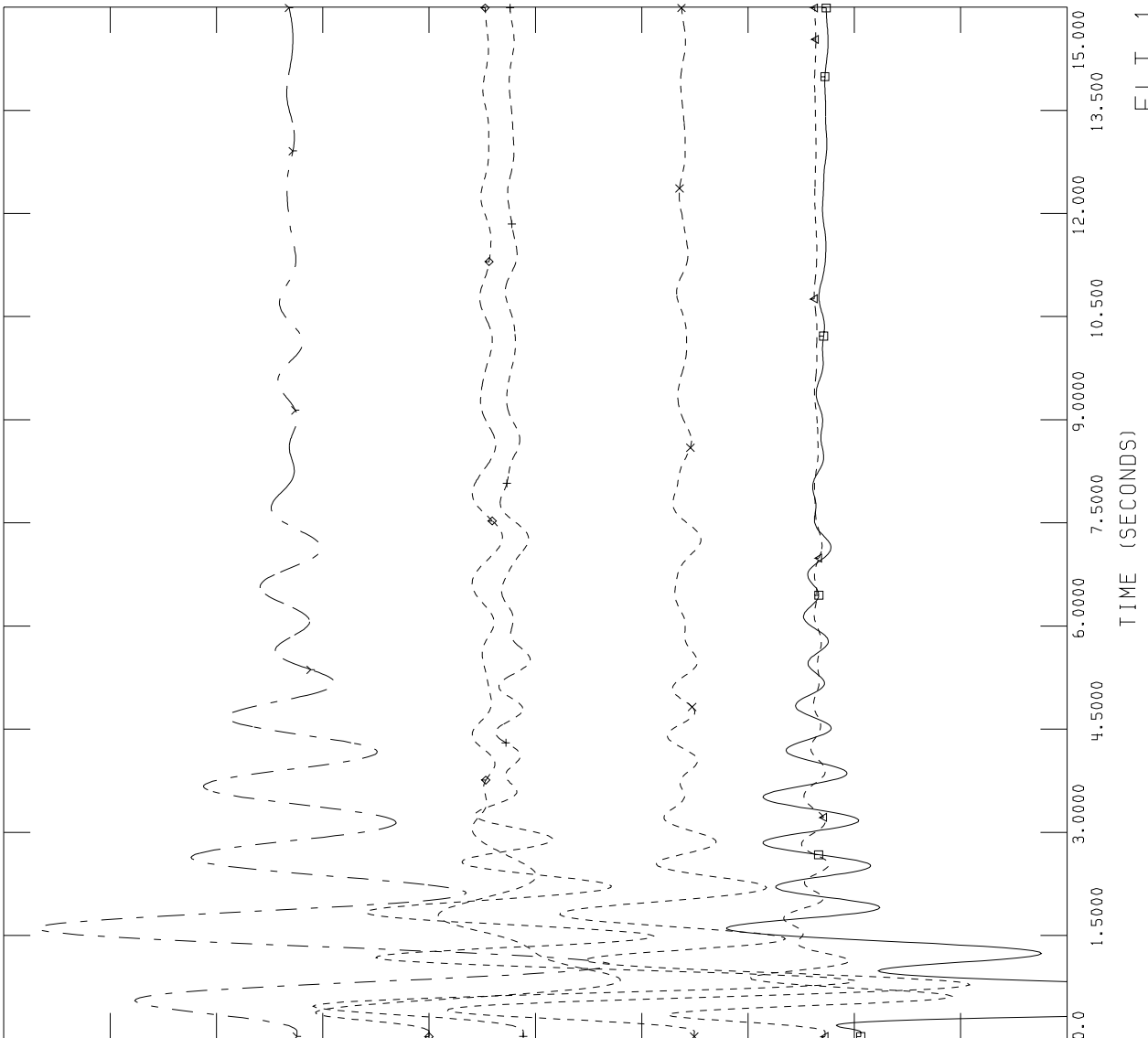
MON, AUG 16 2004 13:31
FLT_12_1PH_MACHINE ANGLES



SPP MDWG 04 STABILITY; 2010 SUM PEAK; MODIFIED
GEN-2004-008 BASECASE INCLUDING PRIOR QUEUED

FILE: C:\Interconnection Studies\Working\RESULTS\FLT_12_1PH_stuck.OUT

Value	Channel Name	Value
35.000	CHNL# 10: [CANG NE CT13 KCPL]	10.000
45.000	CHNL# 14: [CANG JEFFREY EN CNTR WERE]	20.000
25.000	CHNL# 16: [CANG TECUMSEH EN CNTR WERE]	0.0
35.000	CHNL# 66: [CANG COOPER NPPD]	10.000
100.00	CHNL# 3: [CANG IATAN G1 KCPL]	0.0
70.000	CHNL# 2: [CANG IATAN G2 KCPL]	25.000



MON, AUG 16 2004 13:31

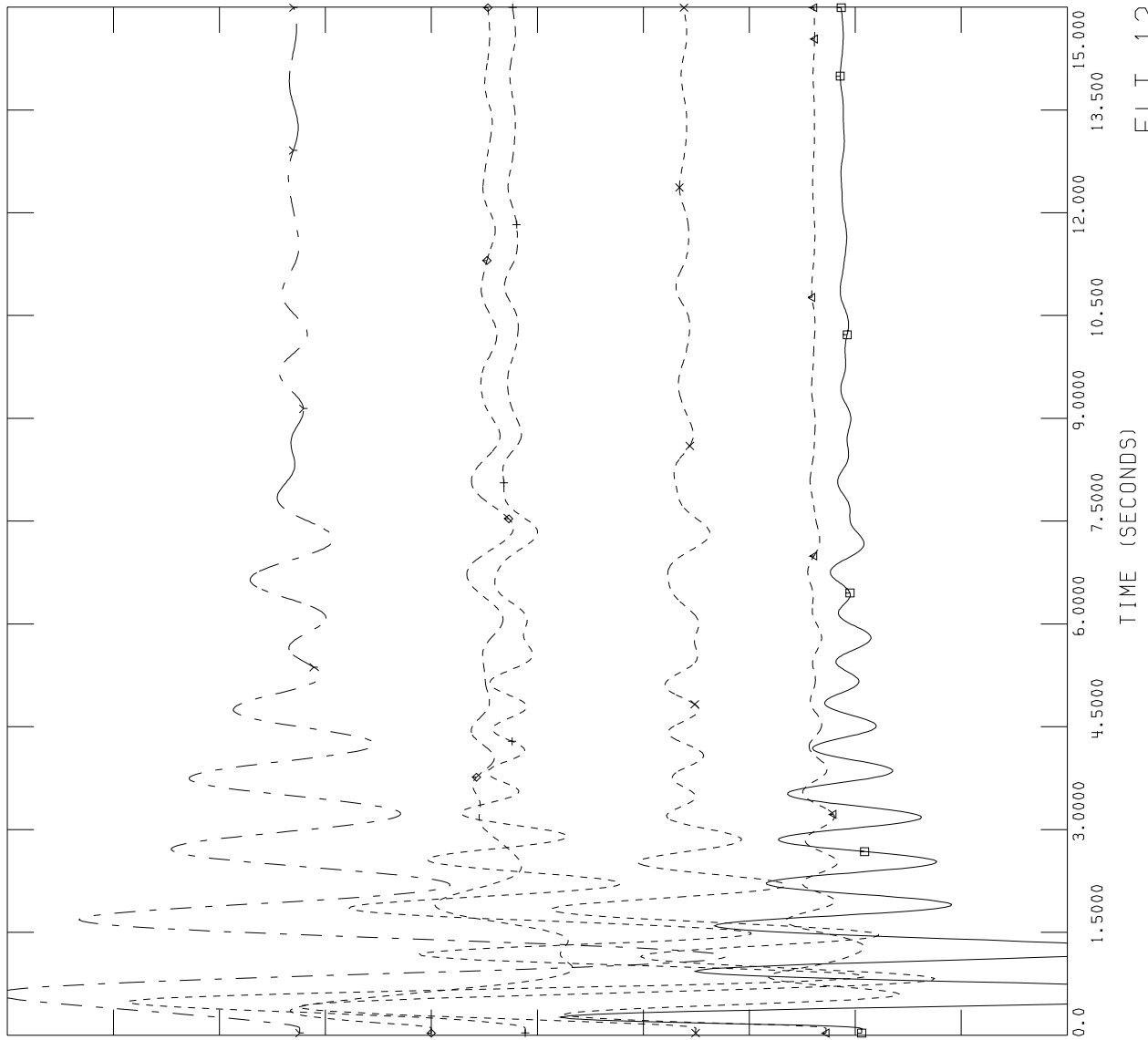
FLT_12_1PH_STUCK_MACHINE



SPP MDWG 04 STABILITY; 2010 SUM PEAK; MODIFIED
GEN-2004-008 BASECASE INCLUDING PRIOR QUEUED

FILE: C:\Interconnection Studies\Working\RESULTS\FLT_12_3PH.OUT

Value	Channel Name	Value
35.000	CHNL# 10: [CANG NE CT13 KCPL]	10.000
45.000	CHNL# 14: [CANG JEFFREY EN CNTR WERE]	20.000
25.000	CHNL# 16: [CANG TECUMSEH EN CNTR WERE]	0.0
35.000	CHNL# 66: [CANG COOPER NPPD]	10.000
100.00	CHNL# 3: [CANG IATAN G1 KCPL]	0.0
70.000	CHNL# 2: [CANG IATAN G2 KCPL]	25.000



MON, AUG 16 2004 13:31

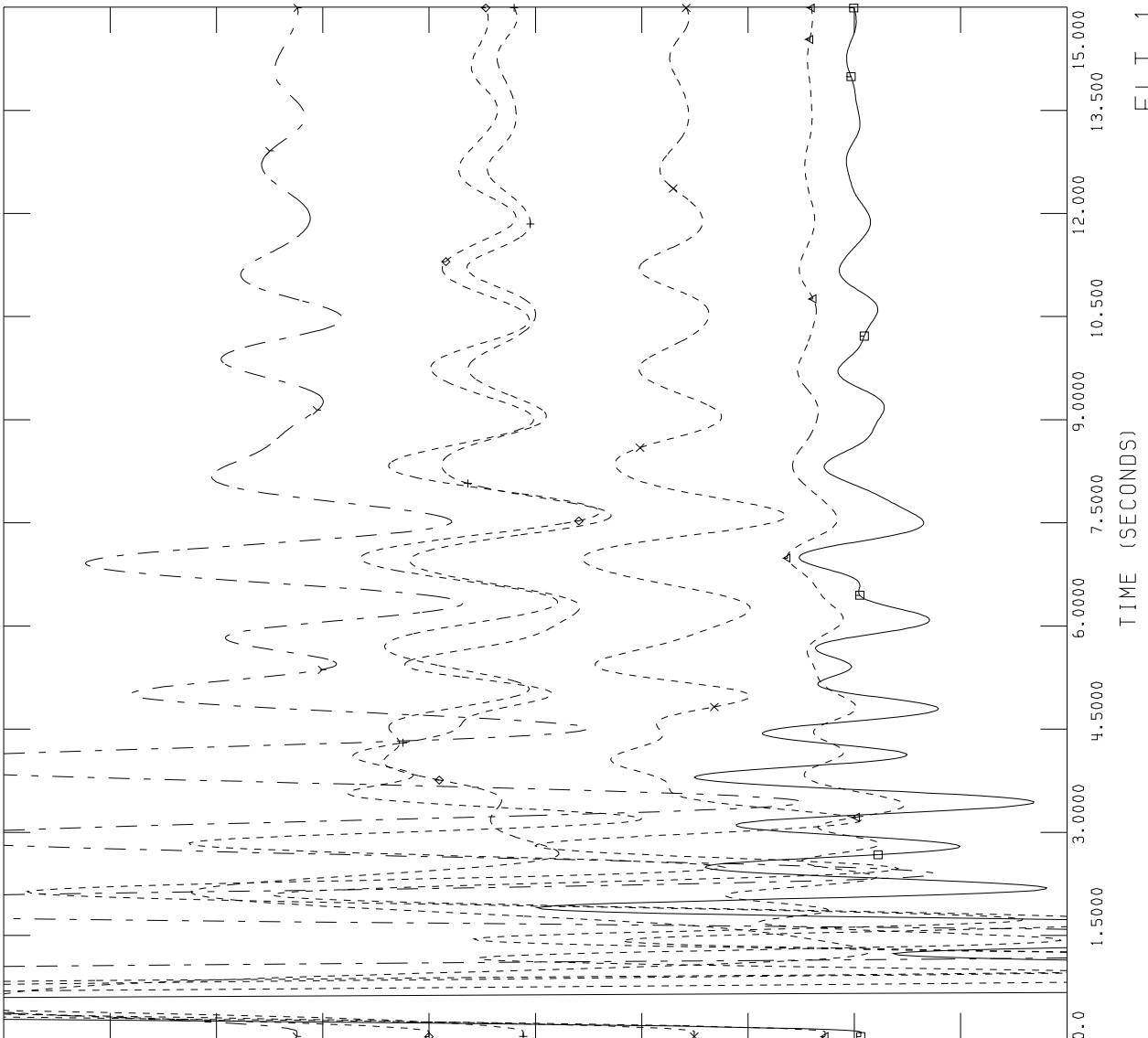
FLT_12_3PH_MACHINE ANGLES



SPP MDWG 04 STABILITY; 2010 SUM PEAK; MODIFIED
GEN-2004-008 BASECASE INCLUDING PRIOR QUEUED

FILE: C:\Interconnection Studies\Working\RESULTS\FLT_12_3PH_stuck.OUT

Value	Channel Name	Value
35.000	CHNL# 10: [CANG NE CT13 KCPL]	10.000
45.000	CHNL# 14: [CANG JEFFREY EN CNTR WERE]	20.000
25.000	CHNL# 16: [CANG TECUMSEH EN CNTR WERE]	0.0
35.000	CHNL# 66: [CANG COOPER NPPD]	10.000
100.00	CHNL# 3: [CANG IATAN G1 KCPL]	0.0
70.000	CHNL# 2: [CANG IATAN G2 KCPL]	25.000



MON, AUG 16 2004 13:31

FLT_12_3PH_STUCK_MACHINE

Appendix C-2

Plots of Fault Simulations

Plots of selected bus voltage response during faults

Scenario:

2010 Summer Peak

900MW


[Customer Plant at 900MW – Iatan-Nashua 345kV and Nashua 345/161kV Transformer]



SPP MDWG 04 STABILITY;2010 SUM PEAK; MODIFIED
GEN-2004-008 BASECASE INCLUDING PRIOR QUEUED

FILE: C:\Interconnection Studies\Working\RESULTS\FLT_1_1PH.OUT
CHNL# 276: [VOLTAGE HAWTH 345KV]

2.0000	----->	0.0
2.0000	*-----*	0.0
2.0000	+-----+	0.0
2.0000	◇-----◇	0.0
2.0000	←-----△	0.0
2.0000	□-----□	0.0




MON, AUG 16 2004 14:02
FLT_1_1PH_VOLTAGES



SPP MDWG 04 STABILITY;2010 SUM PEAK; MODIFIED
GEN-2004-008 BASECASE INCLUDING PRIOR QUEUED

FILE: C:\Interconnection Studies\Working\RESULTS\FLT_1_3PH.OUT
CHNL# 276: [VOLTAGE HAWTH 345KV]

2.0000	CHNL# 276: [VOLTAGE HAWTH 345KV]	0.0
2.0000	CHNL# 293: [VOLTAGE PLEASNT HIL 345KV]	0.0
2.0000	CHNL# 296: [VOLTAGE FAIRPT 345KV]	0.0
2.0000	CHNL# 292: [VOLTAGE ST JOE 345KV]	0.0
2.0000	CHNL# 281: [VOLTAGE JEC N 345KV]	0.0
2.0000	CHNL# 279: [VOLTAGE IATAN 345KV]	0.0



MON, AUG 16 2004 14:02


FLT_1_3PH_VOLTAGES



SPP MDWG 04 STABILITY; 2010 SUM PEAK; MODIFIED
GEN-2004-008 BASECASE INCLUDING PRIOR QUEUED

FILE: C:\Interconnection Studies\Working\RESULTS\FLT_2_1PH.OUT

Channel	Symbol	Value
CHNL# 276: [VOLTAGE HAWTH 345KV]	—> - - - - - <—	0.0
CHNL# 293: [VOLTAGE PLEASNT HIL 345KV]	* - - - - - *	0.0
CHNL# 296: [VOLTAGE FAIRPT 345KV]	+ - - - - +	0.0
CHNL# 292: [VOLTAGE ST JOE 345KV]	◇ - - - - ◇	0.0
CHNL# 281: [VOLTAGE JEC N 345KV]	← - - - - →	0.0
CHNL# 279: [VOLTAGE IATAN 345KV]	▣ - - - - ▣	0.0




MON, AUG 16 2004 14:02
FLT_2_1PH_VOLTAGES



SPP MDWG 04 STABILITY; 2010 SUM PEAK; MODIFIED
GEN-2004-008 BASECASE INCLUDING PRIOR QUEUED

FILE: C:\Interconnection Studies\Working\RESULTS\FLT_2_3PH.OUT
CHNL# 276: [VOLTAGE HAWTH 345KV]

2.0000	----->	0.0
	CHNL# 293: [VOLTAGE PLEASNT HIL 345KV]	
2.0000	*-----*	0.0
	CHNL# 296: [VOLTAGE FAIRPT 345KV]	
2.0000	+-----+	0.0
	CHNL# 292: [VOLTAGE ST JOE 345KV]	
2.0000	◇-----◇	0.0
	CHNL# 281: [VOLTAGE JEC N 345KV]	
2.0000	←-----△	0.0
	CHNL# 279: [VOLTAGE IATAN 345KV]	
2.0000	□-----□	0.0



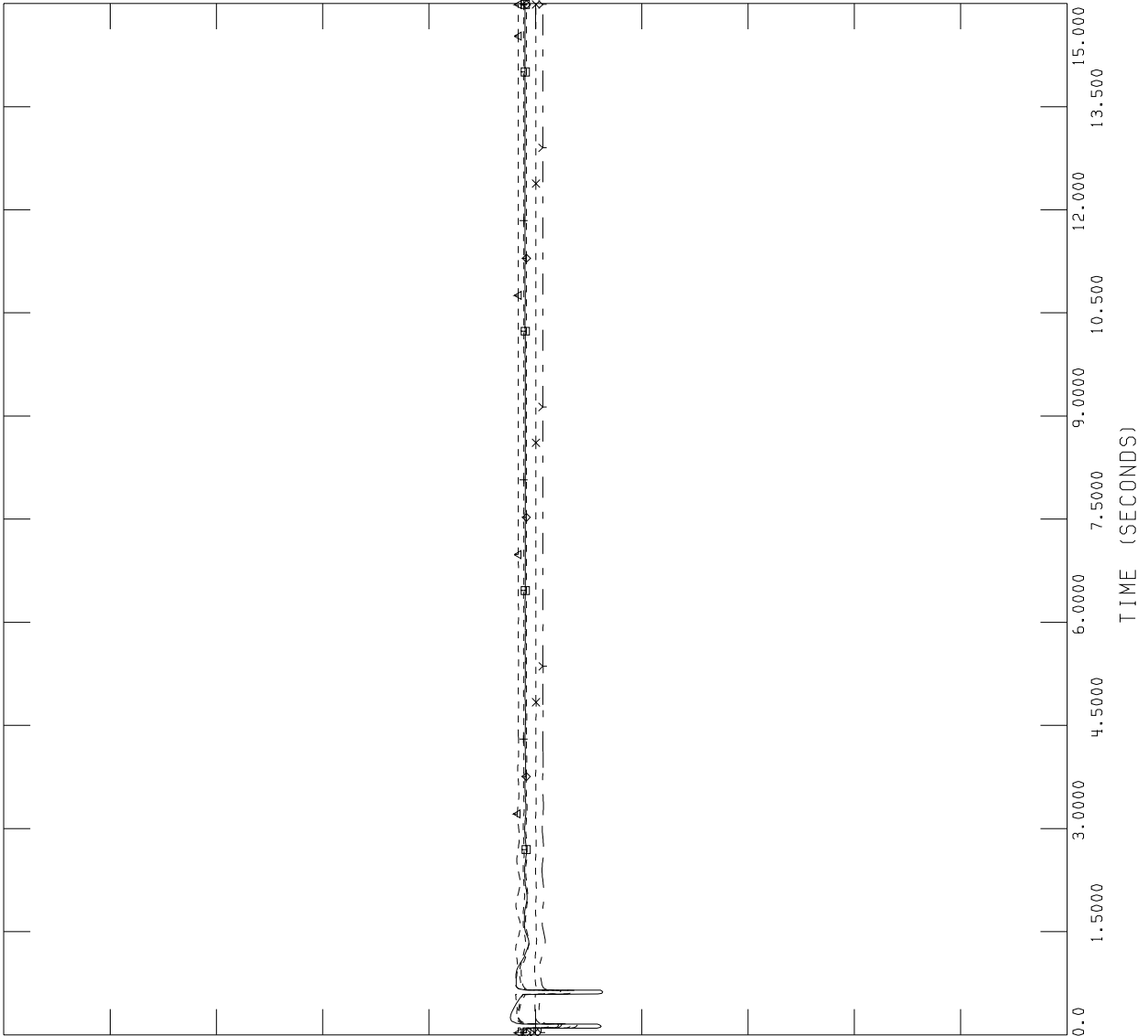
MON, AUG 16 2004 14:02
FLT_2_3PH_VOLTAGES



SPP MDWG 04 STABILITY; 2010 SUM PEAK; MODIFIED
GEN-2004-008 BASECASE INCLUDING PRIOR QUEUED

FILE: C:\Interconnection Studies\Working\RESULTS\FLT_3_1PH.OUT
CHNL# 276: [VOLTAGE HAWTH 345KV]

2.0000	CHNL# 276: [VOLTAGE HAWTH 345KV]	0.0
2.0000	CHNL# 293: [VOLTAGE PLEASNT HIL 345KV]	0.0
2.0000	CHNL# 296: [VOLTAGE FAIRPT 345KV]	0.0
2.0000	CHNL# 292: [VOLTAGE ST JOE 345KV]	0.0
2.0000	CHNL# 281: [VOLTAGE JEC N 345KV]	0.0
2.0000	CHNL# 279: [VOLTAGE IATAN 345KV]	0.0




MON, AUG 16 2004 14:02
FLT_3_1PH_VOLTAGES



SPP MDWG 04 STABILITY; 2010 SUM PEAK; MODIFIED
GEN-2004-008 BASECASE INCLUDING PRIOR QUEUED

FILE: C:\Interconnection Studies\Working\RESULTS\FLT_3_3PH.OUT
CHNL# 276: [VOLTAGE HAWTH 345KV]

2.0000	----->	0.0
2.0000	*-----*	0.0
2.0000	+-----+	0.0
2.0000	◇-----◇	0.0
2.0000	←-----△	0.0
2.0000	□-----□	0.0



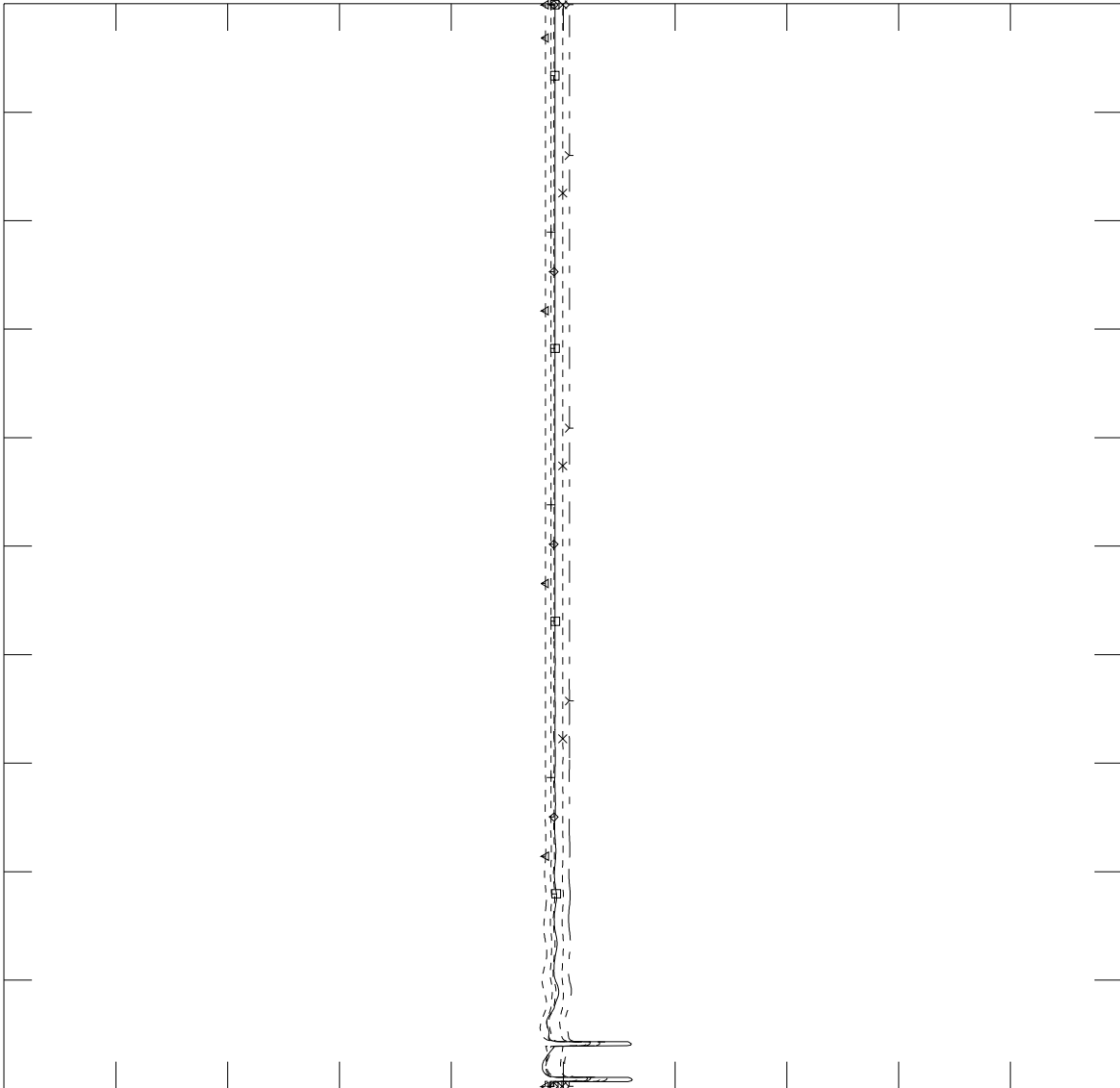
MON, AUG 16 2004 14:02
FLT_3_3PH_VOLTAGES



SPP MDWG 04 STABILITY; 2010 SUM PEAK; MODIFIED
GEN-2004-008 BASECASE INCLUDING PRIOR QUEUED

FILE: C:\Interconnection Studies\Working\RESULTS\FLT_4_1PH.OUT
CHNL# 276: [VOLTAGE HAWTH 345KV]

2.0000	----->	0.0
2.0000	*-----*	0.0
2.0000	+-----+	0.0
2.0000	◇-----◇	0.0
2.0000	←-----△	0.0
2.0000	□-----□	0.0




MON, AUG 16 2004 14:02
FLT_4_1PH_VOLTAGES



SPP MDWG 04 STABILITY; 2010 SUM PEAK; MODIFIED
GEN-2004-008 BASECASE INCLUDING PRIOR QUEUED

FILE: C:\Interconnection Studies\Working\RESULTS\FLT_4_3PH.OUT

2.0000	CHNL# 276: [VOLTAGE HAWTH 345KV]	0.0
2.0000	CHNL# 293: [VOLTAGE PLEASNT HIL 345KV]	0.0
2.0000	CHNL# 296: [VOLTAGE FAIRPT 345KV]	0.0
2.0000	CHNL# 292: [VOLTAGE ST JOE 345KV]	0.0
2.0000	CHNL# 281: [VOLTAGE JEC N 345KV]	0.0
2.0000	CHNL# 279: [VOLTAGE IATAN 345KV]	0.0

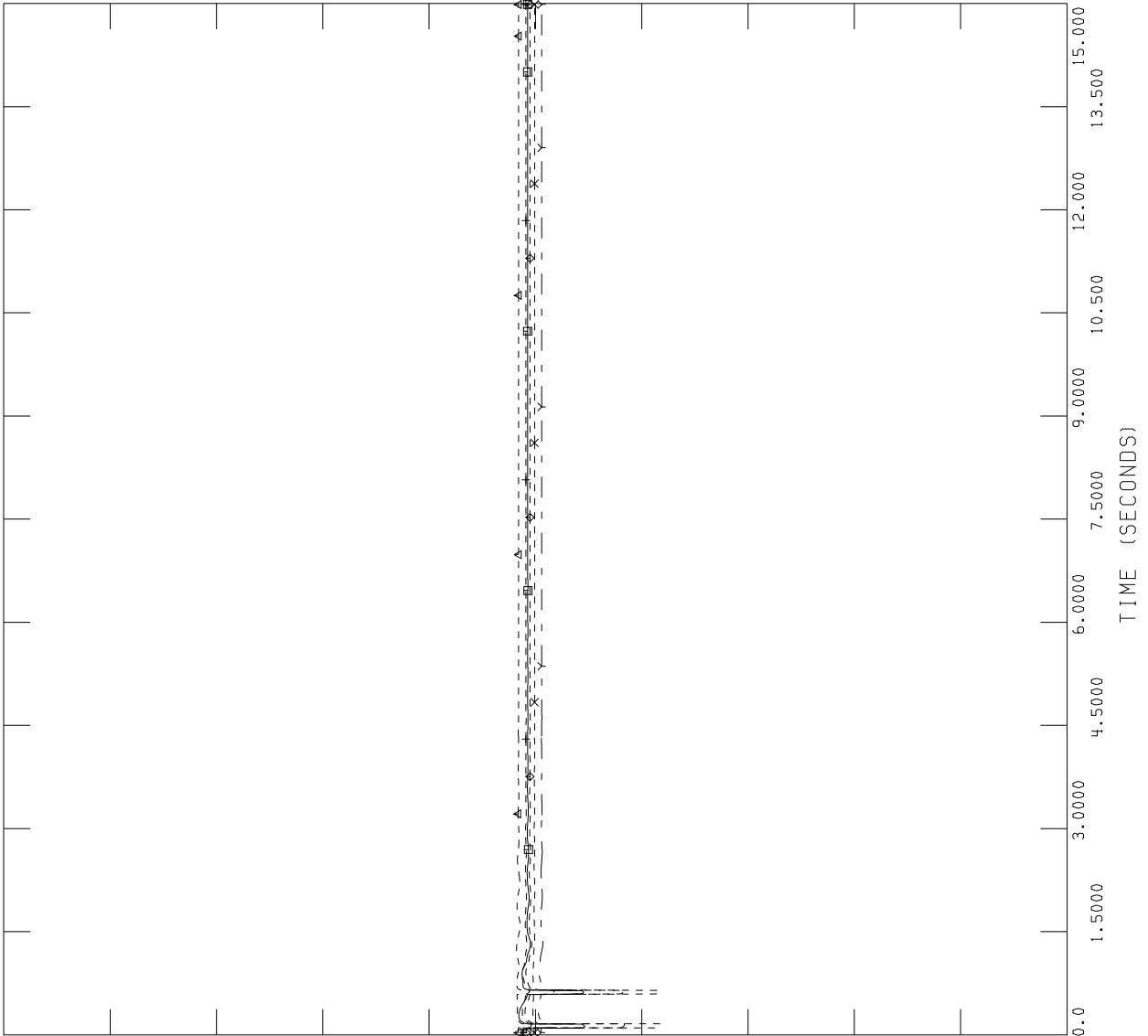




SPP MDWG 04 STABILITY; 2010 SUM PEAK; MODIFIED
GEN-2004-008 BASECASE INCLUDING PRIOR QUEUED

FILE: C:\Interconnection Studies\Working\RESULTS\FLT_5_1PH.OUT
CHNL# 276: [VOLTAGE HAWTH 345KV]

2.0000	----->	0.0
2.0000	*-----*	0.0
2.0000	+-----+	0.0
2.0000	◇-----◇	0.0
2.0000	←-----△	0.0
2.0000	□-----□	0.0




MON, AUG 16 2004 14:02
FLT_5_1PH_VOLTAGES



SPP MDWG 04 STABILITY; 2010 SUM PEAK; MODIFIED
GEN-2004-008 BASECASE INCLUDING PRIOR QUEUED

FILE: C:\Interconnection Studies\Working\RESULTS\FLT_5_3PH.OUT
CHNL# 276: [VOLTAGE HAWTH 345KV]

2.0000	CHNL# 276: [VOLTAGE HAWTH 345KV]	0.0
2.0000	CHNL# 293: [VOLTAGE PLEASNT HIL 345KV]	0.0
2.0000	CHNL# 296: [VOLTAGE FAIRPT 345KV]	0.0
2.0000	CHNL# 292: [VOLTAGE ST JOE 345KV]	0.0
2.0000	CHNL# 281: [VOLTAGE JEC N 345KV]	0.0
2.0000	CHNL# 279: [VOLTAGE IATAN 345KV]	0.0



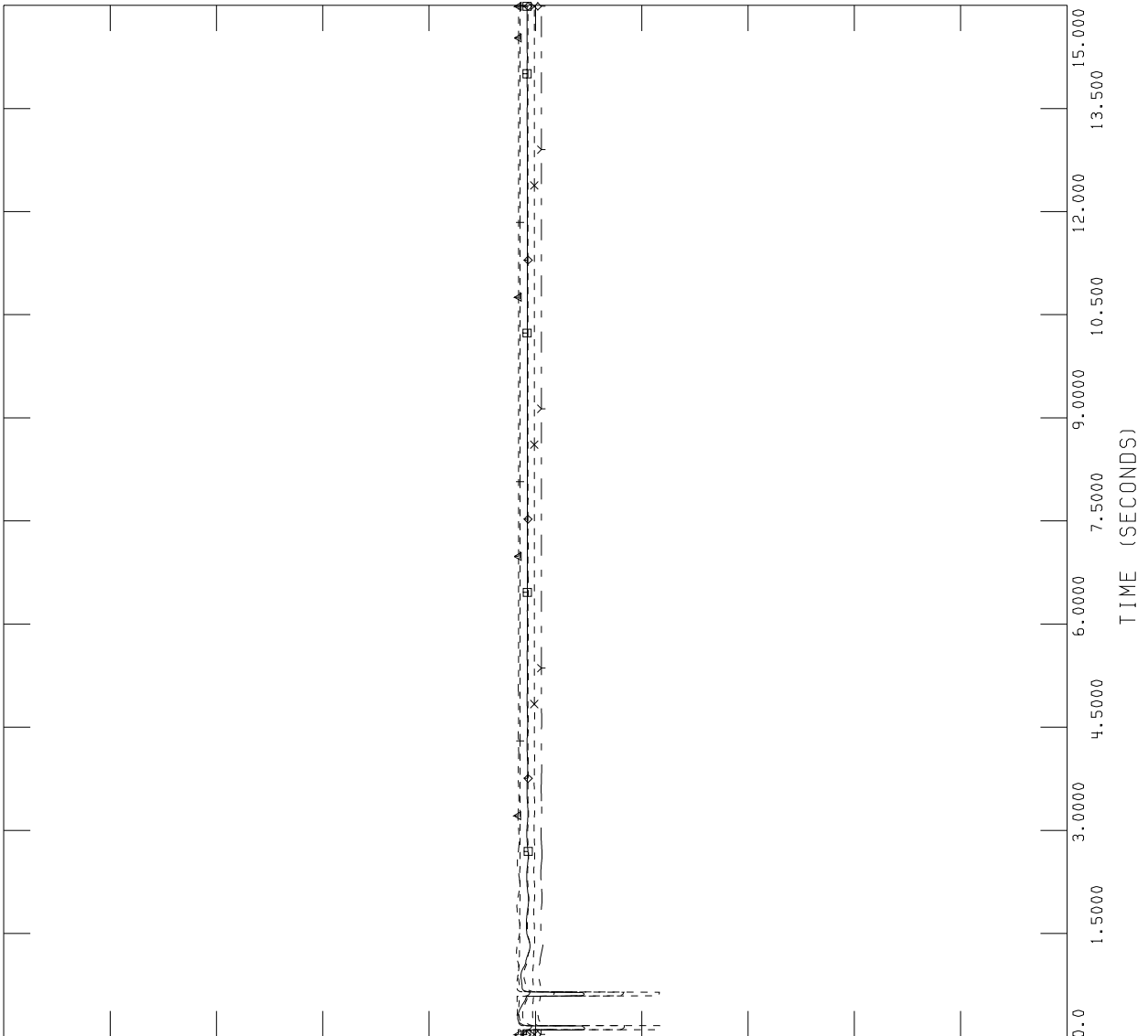
MON, AUG 16 2004 14:02
FLT_5_3PH_VOLTAGES



SPP MDWG 04 STABILITY; 2010 SUM PEAK; MODIFIED
GEN-2004-008 BASECASE INCLUDING PRIOR QUEUED

FILE: C:\Interconnection Studies\Working\RESULTS\FLT_6_1PH.OUT
CHNL# 276: [VOLTAGE HAWTH 345KV]

2.0000	----->	0.0
2.0000	*-----*	0.0
2.0000	+-----+	0.0
2.0000	◇-----◇	0.0
2.0000	←-----△	0.0
2.0000	□-----□	0.0






SPP MDWG 04 STABILITY; 2010 SUM PEAK; MODIFIED
GEN-2004-008 BASECASE INCLUDING PRIOR QUEUED

FILE: C:\Interconnection Studies\Working\RESULTS\FLT_6_3PH.OUT
CHNL# 276: [VOLTAGE HAWTH 345KV]

2.0000	----->	0.0
	CHNL# 293: [VOLTAGE PLEASNT HIL 345KV]	
2.0000	*-----*	0.0
	CHNL# 296: [VOLTAGE FAIRPT 345KV]	
2.0000	+-----+	0.0
	CHNL# 292: [VOLTAGE ST JOE 345KV]	
2.0000	◇-----◇	0.0
	CHNL# 281: [VOLTAGE JEC N 345KV]	
2.0000	←-----△	0.0
	CHNL# 279: [VOLTAGE IATAN 345KV]	
2.0000	□-----□	0.0



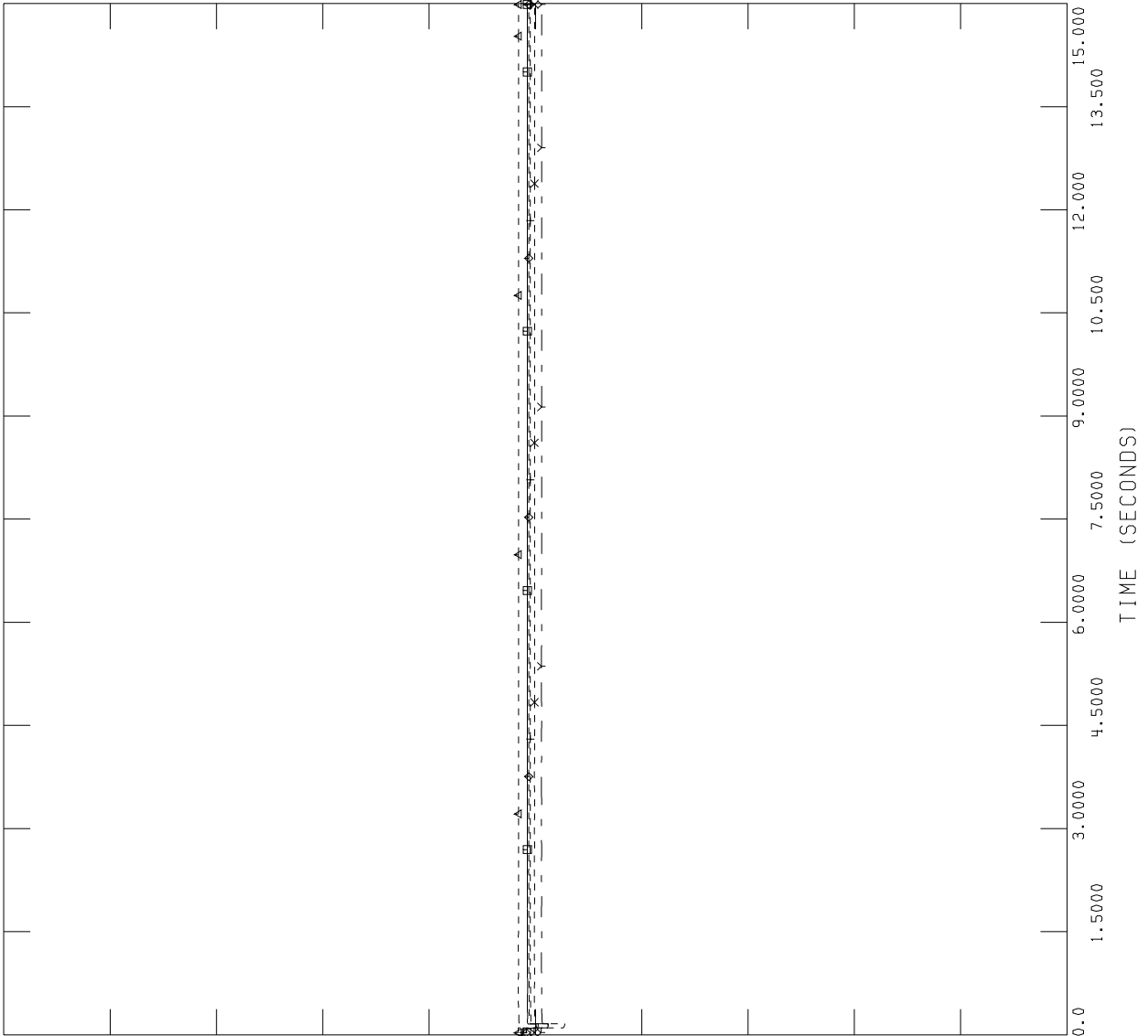
MON, AUG 16 2004 14:02
FLT_6_3PH_VOLTAGES



SPP MDWG 04 STABILITY; 2010 SUM PEAK; MODIFIED
GEN-2004-008 BASECASE INCLUDING PRIOR QUEUED

FILE: C:\Interconnection Studies\Working\RESULTS\FLT_7_1PH.OUT
CHNL# 276: [VOLTAGE HAWTH 345KV]

2.0000	CHNL# 276: [VOLTAGE HAWTH 345KV]	0.0
2.0000	CHNL# 293: [VOLTAGE PLEASNT HIL 345KV]	0.0
2.0000	CHNL# 296: [VOLTAGE FAIRPT 345KV]	0.0
2.0000	CHNL# 292: [VOLTAGE ST JOE 345KV]	0.0
2.0000	CHNL# 281: [VOLTAGE JEC N 345KV]	0.0
2.0000	CHNL# 279: [VOLTAGE IATAN 345KV]	0.0




MON, AUG 16 2004 14:02
FLT_7_1PH_VOLTAGES



SPP MDWG 04 STABILITY; 2010 SUM PEAK; MODIFIED
GEN-2004-008 BASECASE INCLUDING PRIOR QUEUED

FILE: C:\Interconnection Studies\Working\RESULTS\FLT_7_3PH.OUT
CHNL# 276: [VOLTAGE HAWTH 345KV]

2.0000	CHNL# 276: [VOLTAGE HAWTH 345KV]	0.0
2.0000	CHNL# 293: [VOLTAGE PLEASNT HIL 345KV]	0.0
2.0000	CHNL# 296: [VOLTAGE FAIRPT 345KV]	0.0
2.0000	CHNL# 292: [VOLTAGE ST JOE 345KV]	0.0
2.0000	CHNL# 281: [VOLTAGE JEC N 345KV]	0.0
2.0000	CHNL# 279: [VOLTAGE IATAN 345KV]	0.0



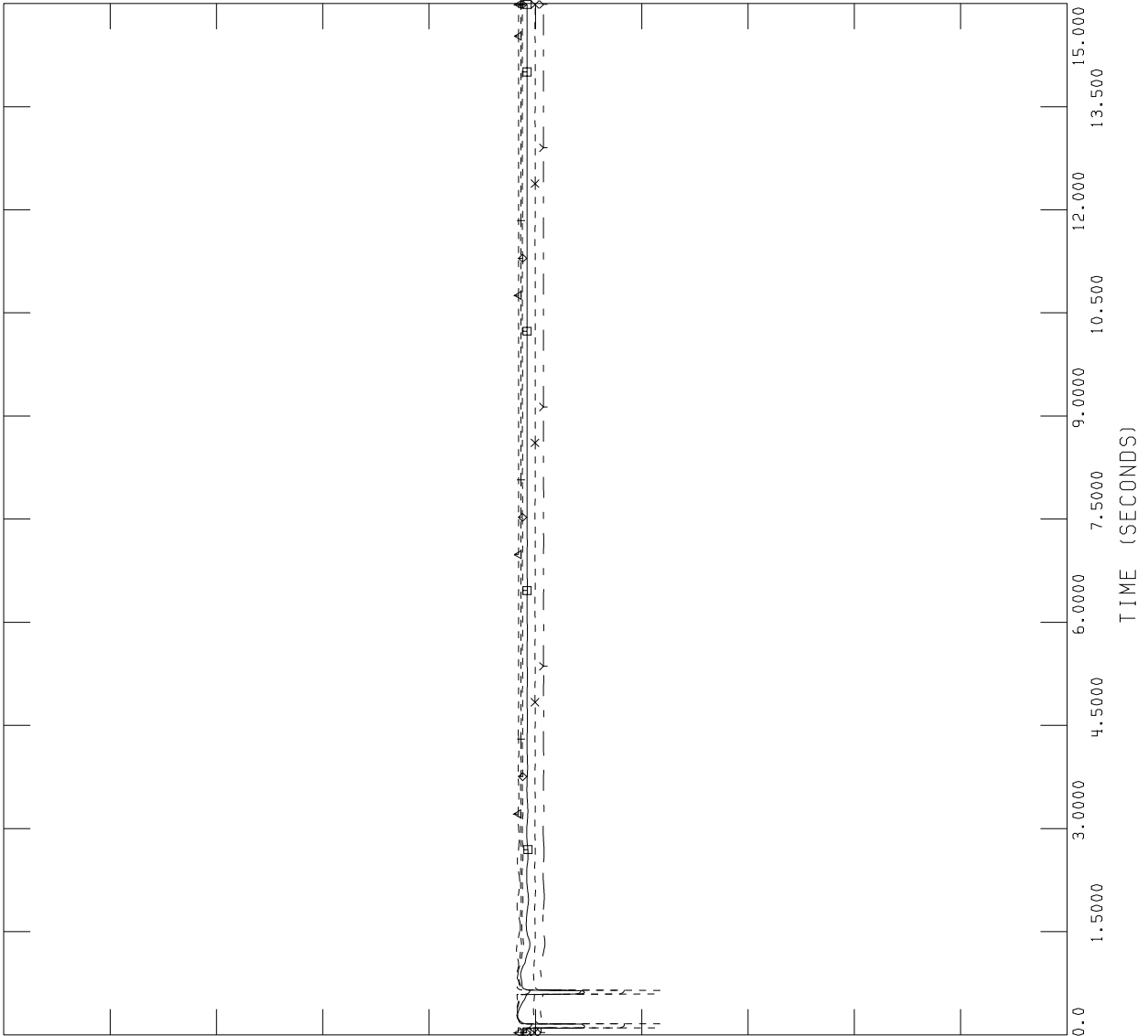
MON, AUG 16 2004 14:02
FLT_7_3PH_VOLTAGES



SPP MDWG 04 STABILITY; 2010 SUM PEAK; MODIFIED
GEN-2004-008 BASECASE INCLUDING PRIOR QUEUED

FILE: C:\Interconnection Studies\Working\RESULTS\FLT_8_1PH.OUT
CHNL# 276: [VOLTAGE HAWTH 345KV]

2.0000	----->	0.0
2.0000	*-----*	0.0
2.0000	+-----+	0.0
2.0000	◇-----◇	0.0
2.0000	←-----△	0.0
2.0000	□-----□	0.0






SPP MDWG 04 STABILITY; 2010 SUM PEAK; MODIFIED
GEN-2004-008 BASECASE INCLUDING PRIOR QUEUED

FILE: C:\Interconnection Studies\Working\RESULTS\FLT_8_3PH.OUT
CHNL# 276: [VOLTAGE HAWTH 345KV]

2.0000	----->	0.0
	CHNL# 293: [VOLTAGE PLEASNT HIL 345KV]	
2.0000	*-----*	0.0
	CHNL# 296: [VOLTAGE FAIRPT 345KV]	
2.0000	+-----+	0.0
	CHNL# 292: [VOLTAGE ST JOE 345KV]	
2.0000	◇-----◇	0.0
	CHNL# 281: [VOLTAGE JEC N 345KV]	
2.0000	←-----△	0.0
	CHNL# 279: [VOLTAGE IATAN 345KV]	
2.0000	□-----□	0.0




MON, AUG 16 2004 14:02
FLT_8_3PH_VOLTAGES



SPP MDWG 04 STABILITY; 2010 SUM PEAK; MODIFIED
GEN-2004-008 BASECASE INCLUDING PRIOR QUEUED

FILE: C:\Interconnection Studies\Working\RESULTS\FLT_9.0UT

Channel	Marker	Value
CHNL# 276: [VOLTAGE HAWTH 345KV]	Y	0.0
CHNL# 293: [VOLTAGE PLEASNT HIL 345KV]	X	0.0
CHNL# 296: [VOLTAGE FAIRPT 345KV]	+	0.0
CHNL# 292: [VOLTAGE ST JOE 345KV]	◇	0.0
CHNL# 281: [VOLTAGE JEC N 345KV]	△	0.0
CHNL# 279: [VOLTAGE IATAN 345KV]	□	0.0




MON, AUG 16 2004 14:02
FLT_9_VOLTAGES



SPP MDWG 04 STABILITY; 2010 SUM PEAK; MODIFIED
GEN-2004-008 BASECASE INCLUDING PRIOR QUEUED

FILE: C:\Interconnection Studies\Working\RESULTS\FLT_10.OUT

Channel	Marker	Value
CHNL# 276: [VOLTAGE HAWTH 345KV]	— — — — —	0.0
CHNL# 293: [VOLTAGE PLEASNT HIL 345KV]	* — — — — *	0.0
CHNL# 296: [VOLTAGE FAIRPT 345KV]	+ — — — — +	0.0
CHNL# 292: [VOLTAGE ST JOE 345KV]	◇ — — — — ◇	0.0
CHNL# 281: [VOLTAGE JEC N 345KV]	◀ — — — — ▶	0.0
CHNL# 279: [VOLTAGE IATAN 345KV]	▣ — — — — ▣	0.0




MON, AUG 16 2004 14:02
FLT_10_VOLTAGES



SPP MDWG 04 STABILITY; 2010 SUM PEAK; MODIFIED
GEN-2004-008 BASECASE INCLUDING PRIOR QUEUED

FILE: C:\Interconnection Studies\Working\RESULTS\FLT_11.OUT

Channel	Marker	Value
CHNL# 276: [VOLTAGE HAWTH 345KV]	— — — — —	0.0
CHNL# 293: [VOLTAGE PLEASNT HIL 345KV]	* — — — — *	0.0
CHNL# 296: [VOLTAGE FAIRPT 345KV]	+ — — — — +	0.0
CHNL# 292: [VOLTAGE ST JOE 345KV]	◇ — — — — ◇	0.0
CHNL# 281: [VOLTAGE JEC N 345KV]	◀ — — — — ▶	0.0
CHNL# 279: [VOLTAGE IATAN 345KV]	▣ — — — — ▣	0.0




MON, AUG 16 2004 14:02
FLT_11_VOLTAGES



SPP MDWG 04 STABILITY; 2010 SUM PEAK; MODIFIED
GEN-2004-008 BASECASE INCLUDING PRIOR QUEUED

FILE: C:\Interconnection Studies\Working\RESULTS\FLT_12_1PH.OUT

Time (s)	Channel	Value
2.0000	CHNL# 276: [VOLTAGE HAWTH 345KV]	0.0
2.0000	CHNL# 293: [VOLTAGE PLEASNT HIL 345KV]	0.0
2.0000	CHNL# 296: [VOLTAGE FAIRPT 345KV]	0.0
2.0000	CHNL# 292: [VOLTAGE ST JOE 345KV]	0.0
2.0000	CHNL# 281: [VOLTAGE JEC N 345KV]	0.0
2.0000	CHNL# 279: [VOLTAGE IATAN 345KV]	0.0



MON, AUG 16 2004 14:02


FLT_12_1PH_VOLTAGES



SPP MDWG 04 STABILITY; 2010 SUM PEAK; MODIFIED
GEN-2004-008 BASECASE INCLUDING PRIOR QUEUED

FILE: C:\Interconnection Studies\Working\RESULTS\FLT_12_1PH_stuck.OUT

Time (s)	Channel	Value
2.0000	CHNL# 276: [VOLTAGE HAWTH 345KV]	0.0
2.0000	CHNL# 293: [VOLTAGE PLEASNT HIL 345KV]	0.0
2.0000	CHNL# 296: [VOLTAGE FAIRPT 345KV]	0.0
2.0000	CHNL# 292: [VOLTAGE ST JOE 345KV]	0.0
2.0000	CHNL# 281: [VOLTAGE JEC N 345KV]	0.0
2.0000	CHNL# 279: [VOLTAGE IATAN 345KV]	0.0




MON, AUG 16 2004 14:02
FLT_12_1PH_STUCK_VOLTAGES



SPP MDWG 04 STABILITY; 2010 SUM PEAK; MODIFIED
GEN-2004-008 BASECASE INCLUDING PRIOR QUEUED

FILE: C:\Interconnection Studies\Working\RESULTS\FLT_12_3PH.OUT

Time (s)	Channel	Value
2.0000	CHNL# 276: [VOLTAGE HAWTH 345KV]	0.0
2.0000	CHNL# 293: [VOLTAGE PLEASNT HIL 345KV]	0.0
2.0000	CHNL# 296: [VOLTAGE FAIRPT 345KV]	0.0
2.0000	CHNL# 292: [VOLTAGE ST JOE 345KV]	0.0
2.0000	CHNL# 281: [VOLTAGE JEC N 345KV]	0.0
2.0000	CHNL# 279: [VOLTAGE IATAN 345KV]	0.0




MON, AUG 16 2004 14:02
FLT_12_3PH_VOLTAGES



SPP MDWG 04 STABILITY; 2010 SUM PEAK; MODIFIED
GEN-2004-008 BASECASE INCLUDING PRIOR QUEUED

FILE: C:\Interconnection Studies\Working\RESULTS\FLT_12_3PH_stuck.OUT

Time (s)	Channel	Value
2.0000	CHNL# 276: [VOLTAGE HAWTH 345KV]	0.0
2.0000	CHNL# 293: [VOLTAGE PLEASNT HIL 345KV]	0.0
2.0000	CHNL# 296: [VOLTAGE FAIRPT 345KV]	0.0
2.0000	CHNL# 292: [VOLTAGE ST JOE 345KV]	0.0
2.0000	CHNL# 281: [VOLTAGE JEC N 345KV]	0.0
2.0000	CHNL# 279: [VOLTAGE IATAN 345KV]	0.0



MON, AUG 16 2004 14:02
FLT_12_3PH_STUCK_VOLTAGES



SPP *Southwest Power Pool*

System Impact Study

GEN-2004-008-1

*For The Designation of a New
Network Resource*

Requested By

Kansas City Power & Light

*For a Reserved Amount Of 900 MW
Beginning 6/1/2009*

SPP Engineering, Tariff Studies

Table of Contents

1. EXECUTIVE SUMMARY	3
2. INTRODUCTION	4
3. STUDY METHODOLOGY	5
A. DESCRIPTION.....	5
B. MODEL UPDATES.....	5
C. TRANSFER ANALYSIS	5
D. UPGRADE ANALYSIS.....	5
4. STUDY RESULTS.....	6
A. STUDY ANALYSIS RESULTS.....	6
5. CONCLUSION	7
APPENDIX A.....	8

ATTACHMENT: *GEN-2004-008-1 Tables*

1. Executive Summary

Kansas City Power & Light has requested a system impact study to designate a New Network Resource in the KCPL Control Area for 900 MW. The requested in-service date is 6/1/2009.

The principal objective of this study is to identify system problems and potential system modifications necessary to facilitate the additional 900 MW request while maintaining system reliability.

The service was modeled from the source in KCPL to economically dispatched KCPL units. The study results of the 900 MW show that limiting constraints exist. Tables 1.1 and 1.2 list the SPP facility overloads caused or impacted by the transfers modeled using Scenario 1 and 2, respectively. Tables 2.1 and 2.2 list the Non-SPP facility overloads identified for Scenario 1 and 2, respectively. Selected solutions with engineering and construction costs are provided for the SPP Facility Overloads found in the tables. To relieve system constraints identified, the study includes the addition of a new 345 kV line from Iatan to Nashua with a tap into the Hawthorn – St. Joseph 345kV line and a new Nashua 345/161kV transformer. The cost for this upgrade is assigned to the Generation Interconnection request as a required network upgrade. The cost of these facilities is \$30,000,000.

The study results of KCPL request show that limiting constraints exist. Any solutions, upgrades, and costs provided in the System Impact Study are planning estimates only. The final ATC, upgrade solutions, and cost assignments will be determined upon the completion of the facility study. From initial data provided, the total cost of network upgrades required to eliminate constraints is \$706,000 plus costs to eliminate the West Gardner 345/161kV Transformer constraint.

2. Introduction

Kansas City Power & Light has requested a system impact study to designate a New Network Resource in the KCPL Control Area for 900 MW. The principal objective of this study is to identify the constraints on the SPP Regional Tariff System that may limit the requested service.

This study includes steady-state contingency analyses (PSS/E function ACCC) and Available Transfer Capability (ATC) analyses. The steady-state analyses consider the impact of the 900 MW request on transmission line loading and transmission bus voltages for system intact and system outages of single and selected multiple transmission lines and transformers on the SPP systems and first tier Non - SPP systems.

3. Study Methodology

A. Description

The system impact analysis was conducted to determine the steady-state impact of the 900 MW transfer on the SPP and first tier Non - SPP systems. The steady-state analysis was done to ensure current SPP Criteria and NERC Planning Standards requirements are fulfilled. The Southwest Power Pool conforms to the NERC Planning Standards, which provide the strictest requirements, related to voltage violations and thermal overloads during normal conditions and during a contingency. It requires that all facilities be within normal operating ratings for normal system conditions and within emergency ratings after a contingency.

The contingency set includes all SPP facilities 69kV and above, SPP First Tier facilities 115 kV and above, and any defined contingencies for these areas. The monitor elements include all SPP and first tier Non-SPP facilities 69 kV and above.

A 3 % transfer distribution factor (TDF) cutoff was applied to all SPP control area facilities. For first tier Non – SPP control area facilities, a 3 % TDF cutoff was applied to AECI, AMRN, and ENTR.

B. Model Updates

SPP used five seasonal models to study KCPL 900 MW transfer for the requested service period. The SPP 2004 Series Cases 2005 April Minimum (05AP), 2007 Summer Peak (07SP), 2007/08 Winter Peak (07WP), 2010 Summer Peak (10SP), and 2010/11 Winter Peak (10WP) were used to study the impact of the 900 MW on the system. The 2005 April Minimum (05AP) case serves as a proxy for future seasonal cases not included in the SPP 2004 Series Cases.

The chosen base case models were modified to reflect the most current modeling information. From the five seasonal models, two system scenarios were developed. Scenario 1 includes SWPP OASIS transmission requests not already included in the SPP 2004 Series Cases flowing in a West to East direction with ERCOT exporting and the Southwestern Public Service (SPS) Control Area exporting to outside control areas and exporting to the planned Lamar HVDC Tie. Scenario 2 includes transmission requests not already included in the SPP 2004 Series Cases flowing in an East to West direction with ERCOT importing and SPS importing from an outside control area and importing from the planned Lamar HVDC Tie. The system scenarios were developed to minimize counter flows to the transfers studied.

C. Transfer Analysis

Using the selected cases both with and without the new resource modeled, the PSS/E Activity ACCC was run on the cases and compared to determine the facility overloads caused or impacted by the transfers. The PSS/E options chosen to conduct the analysis can be found in Appendix A to this report.

D. Upgrade Analysis

This system impact study includes analysis with the new 345 kV line from Iatan to Nashua modeled. No additional facilities were identified with the new line included.

4. Study Results

A. Study Analysis Results

Tables 1.1, 2.1, 1.2, and 2.2 contain the steady-state analysis results of the System Impact Study. The Tables are in the attached workbook *GEN-2004-008-1 Tables*. The tables identify the seasonal case in which the event occurred, the facility control area location, applicable ratings of the overloaded facility, the loading percentage with and without the 900 MW transfer, and the estimated ATC value if calculated. Comments are provided in the tables to document any SPP or Non - SPP identification or assignment of the event, existing mitigations plans or criteria to disregard the event as a limiting constraint, upgrades and costs to mitigate a limiting constraint, or any specific study procedures associated with modeling an event.

Table 1.1 lists the SPP Facility Overloads caused or impacted by the 900 MW transfer for Scenario 1.

Table 1.2 lists the SPP Facility Overloads caused or impacted by the 900 MW transfer for Scenario 2.

Tables 2.1 lists overloads on fist tier Non - SPP Regional Tariff participants' transmission systems caused or impacted by the 900 MW transfer for Scenario 1.

Tables 2.2 lists overloads on fist tier Non - SPP Regional Tariff participants' transmission systems caused or impacted by the 900 MW transfer for Scenario 2.

Tables 1.1a and 1.2a document the modeling representation of the events identified in Tables 1.1 and 1.2 respectively to include bus numbers and bus names.

5. Conclusion

The study results of KCPL request show that limiting constraints exist. Any solutions, upgrades, and costs provided in the System Impact Study are planning estimates only. The final ATC, upgrade solutions, and cost assignments will be determined upon the completion of the facility study. From initial data provided, the total cost of network upgrades required to eliminate constraints is \$706,000 plus costs to eliminate the West Gardner 161/69kV Transformer constraint. These costs are in addition to the \$30,000,000 for the Iatan-Nashua 345kV line and Nashua 345/161kV transformer, which was assigned to the Generation Interconnection Request as required network upgrades.

Appendix A

PSS/E CHOICES IN RUNNING LOAD FLOW PROGRAM AND ACCC

BASE CASES:

Solutions - Fixed slope decoupled Newton-Raphson solution (FDNS)

1. Tap adjustment – Stepping
2. Area interchange control – Tie lines only
3. Var limits – Apply immediately
4. Solution options - Phase shift adjustment
 - Flat start
 - Lock DC taps
 - Lock switched shunts

ACCC CASES:

Solutions – AC contingency checking (ACCC)

1. MW mismatch tolerance – 0.5
2. Contingency case rating – Rate B
3. Percent of rating – 100
4. Output code – Summary
5. Min flow change in overload report – 1mw
6. Excl'd cases w/ no overloads form report – YES
7. Exclude interfaces from report – NO
8. Perform voltage limit check – YES
9. Elements in available capacity table – 60000
10. Cutoff threshold for available capacity table – 99999.0
11. Min. contng. case Vltg chng for report – 0.02
12. Sorted output – None

Newton Solution:

1. Tap adjustment – Stepping
2. Area interchange control – Tie lines only
3. Var limits - Apply automatically
4. Solution options - Phase shift adjustment
 - Flat start
 - Lock DC taps
 - Lock switched shunts

Table 1.1 - SPP Facility Overloads Caused or Impacted by 900 MW Request Scenario 1

Study Case	From Area	To Area	Monitored Branch Over 100% Rate B	Rate <MVA>	BC % Loading	TC % Loading	%TDF	Outaged Branch Causing Overload	ATC (MW)	Solution	Estimated Cost
07SP	KACP	KACP	WEST GARDNER 345/161/13.8KV TRANSFORMER	440	85.7	105.4	9.6	CRAIG - WEST GARDNER 345KV	654	Solution Undetermined	
07SP	KACP	MIPU	IATAN - ST JOE 345KV	956	67.9	161.1	99.0	IATAN - STRANGER CREEK 345KV	900	Relieved due to new Iatan - Nashua 345kV line addition	
07SP	KACP	MIPU	IATAN - ST JOE 345KV	956	62.6	114.8	55.4	CRAIG - STRANGER CREEK 345KV	900	Relieved due to new Iatan - Nashua 345kV line addition	
07SP	WERE	KACP	IATAN - STRANGER CREEK 345KV	1195	56.7	132.6	100.8	IATAN - ST JOE 345KV	900	Relieved due to new Iatan - Nashua 345kV line addition	
07SP	WERE	WERE	JARBALO JCT SWI STA - STRANGER CREEK 115KV	240	78.0	112.3	9.1	CRAIG - STRANGER CREEK 345KV	900	Relieved due to new Iatan - Nashua 345kV line addition	
07SP	WERE	WERE	JARBALO JCT SWI STA - STRANGER CREEK 115KV	240	72.9	103.1	8.0	IATAN - ST JOE 345KV	900	Relieved due to new Iatan - Nashua 345kV line addition	
07SP	KACP	KACP	STILWELL 345/161/13.8KV TRANSFORMER CKT 22	605	91.7	101.1	6.3	STILWELL 345/161/13.8KV TRANSFORMER CKT 11	900	Stilwell Transformer Operating Guide	
07SP	KACP	KACP	STILWELL 345/161/13.8KV TRANSFORMER CKT 11	605	93.8	103.4	6.5	STILWELL 345/161/13.8KV TRANSFORMER CKT 22	900	Stilwell Transformer Operating Guide	
07WP	KACP	WERE	CRAIG - STRANGER CREEK 345KV	1195	56.6	100.3	58.0	IATAN - ST JOE 345KV	900	Relieved due to new Iatan - Nashua 345kV line addition	
07WP	KACP	MIPU	IATAN - ST JOE 345KV	956	66.7	159.5	98.6	IATAN - STRANGER CREEK 345KV	900	Relieved due to new Iatan - Nashua 345kV line addition	
07WP	KACP	MIPU	IATAN - ST JOE 345KV	956	71.0	120.5	52.5	CRAIG - STRANGER CREEK 345KV	900	Relieved due to new Iatan - Nashua 345kV line addition	
07WP	WERE	KACP	IATAN - STRANGER CREEK 345KV	1195	54.8	129.0	98.5	IATAN - ST JOE 345KV	900	Relieved due to new Iatan - Nashua 345kV line addition	
10SP	KACP	KACP	WEST GARDNER 345/161/13.8KV TRANSFORMER	440	93.2	111.2	8.8	CRAIG - WEST GARDNER 345KV	340	Solution Undetermined	TBD
10SP	KACP	KACP	WEST GARDNER 345/161/13.8KV TRANSFORMER	440	71.9	105.0	16.2	LACYGNE - STILWELL 345KV	764	Solution Undetermined	TBD
10SP	KACP	KACP	COLLEGE - CRAIG 161KV	335	85.4	101.6	6.0	BROOKRIDGE - OVERLAND PARK 161KV	900	Relieved due to new Iatan - Nashua 345kV line addition	
10SP	KACP	MIPU	IATAN - ST JOE 345KV	956	68.0	161.4	99.2	IATAN - STRANGER CREEK 345KV	900	Relieved due to new Iatan - Nashua 345kV line addition	
10SP	KACP	MIPU	IATAN - ST JOE 345KV	956	58.2	110.0	55.0	CRAIG - STRANGER CREEK 345KV	900	Relieved due to new Iatan - Nashua 345kV line addition	
10SP	WERE	KACP	IATAN - STRANGER CREEK 345KV	1195	57.2	133.3	101.1	IATAN - ST JOE 345KV	900	Relieved due to new Iatan - Nashua 345kV line addition	
10SP	MIPU	KACP	LAKE ROAD - NASHUA 161KV	172	53.3	113.3	11.5	IATAN - STRANGER CREEK 345KV	900	Relieved due to new Iatan - Nashua 345kV line addition	
10SP	KACP	KACP	STILWELL 345/161/13.8KV TRANSFORMER CKT 22	605	94.3	104.4	6.8	STILWELL 345/161/13.8KV TRANSFORMER CKT 11	900	Stilwell Transformer Operating Guide	
10SP	KACP	KACP	STILWELL 345/161/13.8KV TRANSFORMER CKT 11	605	96.4	106.8	7.0	STILWELL 345/161/13.8KV TRANSFORMER CKT 22	900	Stilwell Transformer Operating Guide	
10SP	KACP	KACP	SOUTH WAVERLY 161/69KV TRANSFORMER	22	48.2	130.6	2.0	AMOCO PIPELINE - WEST HIGGINSVILLE 69KV	900	Facility becomes highly overloaded with transfer, however it is not a limit to service due to 3% TDF cutoff.	
10SP	KACP	KACP	SOUTH WAVERLY 161/69KV TRANSFORMER	22	48.2	130.5	2.0	AMOCO PIPELINE - MAYVIEW TAP 69KV	900	Facility becomes highly overloaded with transfer, however it is not a limit to service due to 3% TDF cutoff.	
10SP	KACP	KACP	SOUTH WAVERLY 161/69KV TRANSFORMER	22	54.4	122.1	1.7	HIGGINSVILLE - WEST HIGGINSVILLE 69KV	900	Facility becomes highly overloaded with transfer, however it is not a limit to service due to 3% TDF cutoff.	
10SP	KACP	KACP	SOUTH WAVERLY 161/69KV TRANSFORMER	22	59.9	115.3	1.4	CITY OF HIGGINSVILLE - HIGGINSVILLE 69KV	900	Facility becomes highly overloaded with transfer, however it is not a limit to service due to 3% TDF cutoff.	
10WP	KACP	WERE	CRAIG - STRANGER CREEK 345KV	1195	57.1	100.9	58.1	IATAN - ST JOE 345KV	900	Relieved due to new Iatan - Nashua 345kV line addition	
10WP	KACP	MIPU	IATAN - ST JOE 345KV	956	69.0	162.0	98.8	IATAN - STRANGER CREEK 345KV	900	Relieved due to new Iatan - Nashua 345kV line addition	
10WP	KACP	MIPU	IATAN - ST JOE 345KV	956	69.9	119.1	52.3	CRAIG - STRANGER CREEK 345KV	900	Relieved due to new Iatan - Nashua 345kV line addition	
10WP	WERE	KACP	IATAN - STRANGER CREEK 345KV	1195	56.1	130.9	99.4	IATAN - ST JOE 345KV	900	Relieved due to new Iatan - Nashua 345kV line addition	
Total Estimated Cost											TBD

Study Case	From Area	To Area	Monitored Branch Over 100% Rate B	Rate <MVA>	BC % Loading	TC % Loading	%TDF	Outaged Branch Causing Overload	ATC (MW)	Solution	Estimated Cost
07SP	KACP	KACP	57965 W.GRDNR7 345 WND 1 Wgard 11 11	440	85.7	105.4	9.6	57965 W.GRDNR7 345 to 57977 CRAIG 7 345 CKT 1	654	Solution Undetermined	
07SP	KACP	MIPU	57982 IATAN 7 345 to 59199 ST JOE 3 345 CKT 1	956	67.9	161.1	99.0	56772 STRANGR7 345 to 57982 IATAN 7 345 CKT 1	900	Relieved due to new latan - Nashua 345kV line addition	
07SP	KACP	MIPU	57982 IATAN 7 345 to 59199 ST JOE 3 345 CKT 1	956	62.6	114.8	55.4	56772 STRANGR7 345 to 57977 CRAIG 7 345 CKT 1	900	Relieved due to new latan - Nashua 345kV line addition	
07SP	WERE	KACP	56772 STRANGR7 345 to 57982 IATAN 7 345 CKT 1	1195	56.7	132.6	100.8	57982 IATAN 7 345 to 59199 ST JOE 3 345 CKT 1	900	Relieved due to new latan - Nashua 345kV line addition	
07SP	WERE	WERE	57244 JARBALO3 115 to 57268 STRANGR3 115 CKT 1	240	78.0	112.3	9.1	56772 STRANGR7 345 to 57977 CRAIG 7 345 CKT 1	900	Relieved due to new latan - Nashua 345kV line addition	
07SP	WERE	WERE	57244 JARBALO3 115 to 57268 STRANGR3 115 CKT 1	240	72.9	103.1	8.0	57982 IATAN 7 345 to 59199 ST JOE 3 345 CKT 1	900	Relieved due to new latan - Nashua 345kV line addition	
07SP	KACP	KACP	57968 STILWEL7 345 WND 1 STLWL 22 22	605	91.7	101.1	6.3	STILWEL7 345 to 57969 STILWEL5 161 to 58647 STIL T1113.8	900	Stilwell Transformer Operating Guide	
07SP	KACP	KACP	57968 STILWEL7 345 WND 1 STLWL 11 11	605	93.8	103.4	6.5	STILWEL7 345 to 57969 STILWEL5 161 to 58648 STIL T2213.8	900	Stilwell Transformer Operating Guide	
07WP	KACP	WERE	56772 STRANGR7 345 to 57977 CRAIG 7 345 CKT 1	1195	56.6	100.3	58.0	57982 IATAN 7 345 to 59199 ST JOE 3 345 CKT 1	900	Relieved due to new latan - Nashua 345kV line addition	
07WP	KACP	MIPU	57982 IATAN 7 345 to 59199 ST JOE 3 345 CKT 1	956	66.7	159.5	98.6	56772 STRANGR7 345 to 57982 IATAN 7 345 CKT 1	900	Relieved due to new latan - Nashua 345kV line addition	
07WP	KACP	MIPU	57982 IATAN 7 345 to 59199 ST JOE 3 345 CKT 1	956	71.0	120.5	52.5	56772 STRANGR7 345 to 57977 CRAIG 7 345 CKT 1	900	Relieved due to new latan - Nashua 345kV line addition	
07WP	WERE	KACP	56772 STRANGR7 345 to 57982 IATAN 7 345 CKT 1	1195	54.8	129.0	98.5	57982 IATAN 7 345 to 59199 ST JOE 3 345 CKT 1	900	Relieved due to new latan - Nashua 345kV line addition	
10SP	KACP	KACP	57965 W.GRDNR7 345 WND 1 Wgard 11 11	440	93.2	111.2	8.8	57965 W.GRDNR7 345 to 57977 CRAIG 7 345 CKT 1	340	Solution Undetermined	TBD
10SP	KACP	KACP	57965 W.GRDNR7 345 WND 1 Wgard 11 11	440	71.9	105.0	16.2	57968 STILWEL7 345 to 57981 LACYGNE7 345 CKT 1	764	Solution Undetermined	TBD
10SP	KACP	KACP	57978 CRAIG 5 161 to 58048 COLLEGE5 161 CKT 1	335	85.4	101.6	6.0	58033 BRKRIDG5 161 to 58047 OVERLPK5 161 CKT 1	900	Relieved due to new latan - Nashua 345kV line addition	
10SP	KACP	MIPU	57982 IATAN 7 345 to 59199 ST JOE 3 345 CKT 1	956	68.0	161.4	99.2	56772 STRANGR7 345 to 57982 IATAN 7 345 CKT 1	900	Relieved due to new latan - Nashua 345kV line addition	
10SP	KACP	MIPU	57982 IATAN 7 345 to 59199 ST JOE 3 345 CKT 1	956	58.2	110.0	55.0	56772 STRANGR7 345 to 57977 CRAIG 7 345 CKT 1	900	Relieved due to new latan - Nashua 345kV line addition	
10SP	WERE	KACP	56772 STRANGR7 345 to 57982 IATAN 7 345 CKT 1	1195	57.2	133.3	101.1	57982 IATAN 7 345 to 59199 ST JOE 3 345 CKT 1	900	Relieved due to new latan - Nashua 345kV line addition	
10SP	MIPU	KACP	58028 NASHUA-5 161 to 59255 LAKE RD5 161 CKT 1	172	53.3	113.3	11.5	56772 STRANGR7 345 to 57982 IATAN 7 345 CKT 1	900	Relieved due to new latan - Nashua 345kV line addition	
10SP	KACP	KACP	57968 STILWEL7 345 WND 1 STLWL 22 22	605	94.3	104.4	6.8	STILWEL7 345 to 57969 STILWEL5 161 to 58647 STIL T1113.8	900	Stilwell Transformer Operating Guide	
10SP	KACP	KACP	57968 STILWEL7 345 WND 1 STLWL 11 11	605	96.4	106.8	7.0	STILWEL7 345 to 57969 STILWEL5 161 to 58648 STIL T2213.8	900	Stilwell Transformer Operating Guide	
10SP	KACP	KACP	58063 SWAVRLY5 161 to 58094 SWAVRLY2 69 CKT 1	22	48.2	130.6	2.0	58100 AMOCOPL2 69 to 58102 WHGNSVL2 69 CKT 1	900	Facility becomes highly overloaded with transfer, however it is not a limit to service due to 3% TDF cutoff.	
10SP	KACP	KACP	58063 SWAVRLY5 161 to 58094 SWAVRLY2 69 CKT 1	22	48.2	130.5	2.0	58096 MAYVWTP2 69 to 58100 AMOCOPL2 69 CKT 1	900	Facility becomes highly overloaded with transfer, however it is not a limit to service due to 3% TDF cutoff.	
10SP	KACP	KACP	58063 SWAVRLY5 161 to 58094 SWAVRLY2 69 CKT 1	22	54.4	122.1	1.7	58099 HIGNSVL2 69 to 58102 WHGNSVL2 69 CKT 1	900	Facility becomes highly overloaded with transfer, however it is not a limit to service due to 3% TDF cutoff.	
10SP	KACP	KACP	58063 SWAVRLY5 161 to 58094 SWAVRLY2 69 CKT 1	22	59.9	115.3	1.4	58098 CTY HIG2 69 to 58099 HIGNSVL2 69 CKT 1	900	Facility becomes highly overloaded with transfer, however it is not a limit to service due to 3% TDF cutoff.	
10WP	KACP	WERE	56772 STRANGR7 345 to 57977 CRAIG 7 345 CKT 1	1195	57.1	100.9	58.1	57982 IATAN 7 345 to 59199 ST JOE 3 345 CKT 1	900	Relieved due to new latan - Nashua 345kV line addition	
10WP	KACP	MIPU	57982 IATAN 7 345 to 59199 ST JOE 3 345 CKT 1	956	69.0	162.0	98.8	56772 STRANGR7 345 to 57982 IATAN 7 345 CKT 1	900	Relieved due to new latan - Nashua 345kV line addition	
10WP	KACP	MIPU	57982 IATAN 7 345 to 59199 ST JOE 3 345 CKT 1	956	69.9	119.1	52.3	56772 STRANGR7 345 to 57977 CRAIG 7 345 CKT 1	900	Relieved due to new latan - Nashua 345kV line addition	
10WP	WERE	KACP	56772 STRANGR7 345 to 57982 IATAN 7 345 CKT 1	1195	56.1	130.9	99.4	57982 IATAN 7 345 to 59199 ST JOE 3 345 CKT 1	900	Relieved due to new latan - Nashua 345kV line addition	
Total Estimated Cost											TBD

Table 2.1 - Non-SPP Facility Overloads Caused or Impacted by 900 MW Request

Southwest Power Pool
System Impact Study

Study Case	From Area	To Area	Monitored Branch Over 100% Rate B	Rate <MVA>	BC % Loading	TC % Loading	%TDF	Outaged Branch Causing Overload	Comments
07SP	KACP	MIPU	57982 IATAN 7 345 to 59199 ST JOE 3 345 CKT 1	956	67.9	161.1	99.0	56772 STRANGR7 345 to 57982 IATAN 7 345 CKT 1	Relieved due to new Iatan - Nashua 345kV line addition
07SP	KACP	MIPU	57982 IATAN 7 345 to 59199 ST JOE 3 345 CKT 1	956	62.6	114.8	55.4	56772 STRANGR7 345 to 57977 CRAIG 7 345 CKT 1	Relieved due to new Iatan - Nashua 345kV line addition
07WP	KACP	MIPU	57982 IATAN 7 345 to 59199 ST JOE 3 345 CKT 1	956	66.7	159.5	98.6	56772 STRANGR7 345 to 57982 IATAN 7 345 CKT 1	Relieved due to new Iatan - Nashua 345kV line addition
07WP	KACP	MIPU	57982 IATAN 7 345 to 59199 ST JOE 3 345 CKT 1	956	71.0	120.5	52.5	56772 STRANGR7 345 to 57977 CRAIG 7 345 CKT 1	Relieved due to new Iatan - Nashua 345kV line addition
10SP	KACP	MIPU	57982 IATAN 7 345 to 59199 ST JOE 3 345 CKT 1	956	68.0	161.4	99.2	56772 STRANGR7 345 to 57982 IATAN 7 345 CKT 1	Relieved due to new Iatan - Nashua 345kV line addition
10SP	KACP	MIPU	57982 IATAN 7 345 to 59199 ST JOE 3 345 CKT 1	956	58.2	110.0	55.0	56772 STRANGR7 345 to 57977 CRAIG 7 345 CKT 1	Relieved due to new Iatan - Nashua 345kV line addition
10WP	KACP	MIPU	57982 IATAN 7 345 to 59199 ST JOE 3 345 CKT 1	956	69.0	162.0	98.8	56772 STRANGR7 345 to 57982 IATAN 7 345 CKT 1	Relieved due to new Iatan - Nashua 345kV line addition
10WP	KACP	MIPU	57982 IATAN 7 345 to 59199 ST JOE 3 345 CKT 1	956	69.9	119.1	52.3	56772 STRANGR7 345 to 57977 CRAIG 7 345 CKT 1	Relieved due to new Iatan - Nashua 345kV line addition

Table 1.2 - SPP Facility Overloads Caused or Impacted by 900 MW Request
Scenario 2

Study Case	From Area	To Area	Monitored Branch Over 100% Rate B	Rate <MVA>	BC % Loading	TC % Loading	%TDF	Outaged Branch Causing Overload	ATC (MW)	Solution	Estimated Cost
07SP	WERE	WERE	JARBALO JCT SWI STA - STRANGER CREEK 115KV	240	87.9	106.0	4.8	ARNOLD - STRANGER CREEK 115KV	900	Relieved due to new Iatan - Nashua 345kV line addition	
07SP	WERE	WERE	JARBALO JCT SWI STA - STRANGER CREEK 115KV	240	84.8	118.9	9.1	CRAIG - STRANGER CREEK 345KV	900	Relieved due to new Iatan - Nashua 345kV line addition	
07SP	KACP	MIPU	IATAN - ST JOE 345KV	956	49.8	101.8	55.2	CRAIG - STRANGER CREEK 345KV	900	Relieved due to new Iatan - Nashua 345kV line addition	
07SP	WERE	WERE	JARBALO JCT SWI STA - STRANGER CREEK 115KV	240	74.1	103.6	7.9	IATAN - ST JOE 345KV	900	Relieved due to new Iatan - Nashua 345kV line addition	
07SP	WERE	KACP	IATAN - STRANGER CREEK 345KV	1195	56.3	131.8	100.3	IATAN - ST JOE 345KV	900	Relieved due to new Iatan - Nashua 345kV line addition	
07SP	MIPU	KACP	LAKE ROAD - NASHUA 161KV	172	55.2	113.9	11.2	IATAN - STRANGER CREEK 345KV	900	Relieved due to new Iatan - Nashua 345kV line addition	
07SP	KACP	MIPU	IATAN - ST JOE 345KV	956	67.9	161.2	99.2	IATAN - STRANGER CREEK 345KV	900	Relieved due to new Iatan - Nashua 345kV line addition	
07WP	WERE	WERE	JARBALO JCT SWI STA - STRANGER CREEK 115KV	240	74.9	110.1	9.4	CRAIG - STRANGER CREEK 345KV	900	Relieved due to new Iatan - Nashua 345kV line addition	
07WP	KACP	MIPU	IATAN - ST JOE 345KV	956	54.9	104.4	52.6	CRAIG - STRANGER CREEK 345KV	900	Relieved due to new Iatan - Nashua 345kV line addition	
07WP	WERE	KACP	IATAN - STRANGER CREEK 345KV	1195	54.5	128.7	98.5	IATAN - ST JOE 345KV	900	Relieved due to new Iatan - Nashua 345kV line addition	
07WP	KACP	MIPU	IATAN - ST JOE 345KV	956	66.7	159.6	98.7	IATAN - STRANGER CREEK 345KV	900	Relieved due to new Iatan - Nashua 345kV line addition	
10SP	KACP	KACP	COLLEGE - CRAIG 161KV	335	89.1	105.2	6.0	BROOKRIDGE - OVERLAND PARK 161KV	609	Reconductor 4 miles with 1192.5 ACSS, 558 normal/emergency rating and upgrade breaker.	\$ 700,000
10SP	KACP	KACP	SOUTH RICHLAND - WEST GARDNER 161KV	174	82.4	108.0	5.0	BUCYRUS - STILWELL 161KV	900	Incorrect Rating, Summer Rate B = 335MVA	
10SP	WERE	KACP	IATAN - STRANGER CREEK 345KV	1195	56.6	132.2	100.4	IATAN - ST JOE 345KV	900	Relieved due to new Iatan - Nashua 345kV line addition	
10SP	MIPU	KACP	LAKE ROAD - NASHUA 161KV	172	70.5	130.7	11.5	IATAN - STRANGER CREEK 345KV	900	Relieved due to new Iatan - Nashua 345kV line addition	
10SP	KACP	MIPU	IATAN - ST JOE 345KV	956	67.8	161.3	99.3	IATAN - STRANGER CREEK 345KV	900	Relieved due to new Iatan - Nashua 345kV line addition	
10SP	KACP	KACP	BUCYRUS - STILWELL 161KV	224	74.1	101.1	6.7	SOUTH RICHLAND - WEST GARDNER 161KV	862	Rebuild Stilwell line terminal so transmission line rating can be increased to conductor limits.	\$ 6,000
10SP	KACP	KACP	STILWELL 345/161/13.8KV TRANSFORMER CKT 11	605	89.5	100.1	7.1	STILWELL 345/161/13.8KV TRANSFORMER CKT 22	900	Relieved due to new Iatan - Nashua 345kV line addition	
10WP	KACP	MIPU	IATAN - ST JOE 345KV	956	55.2	104.6	52.4	CRAIG - STRANGER CREEK 345KV	900	Relieved due to new Iatan - Nashua 345kV line addition	
10WP	WERE	KACP	IATAN - STRANGER CREEK 345KV	1195	55.9	130.7	99.2	IATAN - ST JOE 345KV	900	Relieved due to new Iatan - Nashua 345kV line addition	
Total Estimated Cost											\$ 706,000

Study Case	From Area	To Area	Monitored Branch Over 100% Rate B	Rate <MVA>	BC % Loading	TC % Loading	%TDF	Outaged Branch Causing Overload	ATC (MW)	Solution	Estimated Cost
07SP	WERE	WERE	57244 JARBALO3 115 to 57268 STRANGR3 115 CKT 1	240	87.9	106.0	4.8	57211 ARNOLD 3 115 to 57268 STRANGR3 115 CKT 1	900	Relieved due to new Iatan - Nashua 345kV line addition	
07SP	WERE	WERE	57244 JARBALO3 115 to 57268 STRANGR3 115 CKT 1	240	84.8	118.9	9.1	56772 STRANGR7 345 to 57977 CRAIG 7 345 CKT 1	900	Relieved due to new Iatan - Nashua 345kV line addition	
07SP	KACP	MIPU	57982 IATAN 7 345 to 59199 ST JOE 3 345 CKT 1	956	49.8	101.8	55.2	56772 STRANGR7 345 to 57977 CRAIG 7 345 CKT 1	900	Relieved due to new Iatan - Nashua 345kV line addition	
07SP	WERE	WERE	57244 JARBALO3 115 to 57268 STRANGR3 115 CKT 1	240	74.1	103.6	7.9	57982 IATAN 7 345 to 59199 ST JOE 3 345 CKT 1	900	Relieved due to new Iatan - Nashua 345kV line addition	
07SP	WERE	KACP	56772 STRANGR7 345 to 57982 IATAN 7 345 CKT 1	1195	56.3	131.8	100.3	57982 IATAN 7 345 to 59199 ST JOE 3 345 CKT 1	900	Relieved due to new Iatan - Nashua 345kV line addition	
07SP	MIPU	KACP	58028 NASHUA-5 161 to 59255 LAKE RD5 161 CKT 1	172	55.2	113.9	11.2	56772 STRANGR7 345 to 57982 IATAN 7 345 CKT 1	900	Relieved due to new Iatan - Nashua 345kV line addition	
07SP	KACP	MIPU	57982 IATAN 7 345 to 59199 ST JOE 3 345 CKT 1	956	67.9	161.2	99.2	56772 STRANGR7 345 to 57982 IATAN 7 345 CKT 1	900	Relieved due to new Iatan - Nashua 345kV line addition	
07WP	WERE	WERE	57244 JARBALO3 115 to 57268 STRANGR3 115 CKT 1	240	74.9	110.1	9.4	56772 STRANGR7 345 to 57977 CRAIG 7 345 CKT 1	900	Relieved due to new Iatan - Nashua 345kV line addition	
07WP	KACP	MIPU	57982 IATAN 7 345 to 59199 ST JOE 3 345 CKT 1	956	54.9	104.4	52.6	56772 STRANGR7 345 to 57977 CRAIG 7 345 CKT 1	900	Relieved due to new Iatan - Nashua 345kV line addition	
07WP	WERE	KACP	56772 STRANGR7 345 to 57982 IATAN 7 345 CKT 1	1195	54.5	128.7	98.5	57982 IATAN 7 345 to 59199 ST JOE 3 345 CKT 1	900	Relieved due to new Iatan - Nashua 345kV line addition	
07WP	KACP	MIPU	57982 IATAN 7 345 to 59199 ST JOE 3 345 CKT 1	956	66.7	159.6	98.7	56772 STRANGR7 345 to 57982 IATAN 7 345 CKT 1	900	Relieved due to new Iatan - Nashua 345kV line addition	
10SP	KACP	KACP	57978 CRAIG 5 161 to 58048 COLLEGE5 161 CKT 1	335	89.1	105.2	6.0	58033 BRKRIDG5 161 to 58047 OVERLPK5 161 CKT 1	609	Reconductor 4 miles with 1192.5 ACSS, 558 normal/emergency rating and upgrade breaker.	\$ 700,000
10SP	KACP	KACP	57966 WGARDNR5 161 to 58077 SRICHLN5 161 CKT 1	174	82.4	108.0	5.0	57969 STILWEL5 161 to 58057 BUCYRUS5 161 CKT 1	900	Incorrect Rating. Summer Rate B = 335MVA	
10SP	WERE	KACP	56772 STRANGR7 345 to 57982 IATAN 7 345 CKT 1	1195	56.6	132.2	100.4	57982 IATAN 7 345 to 59199 ST JOE 3 345 CKT 1	900	Relieved due to new Iatan - Nashua 345kV line addition	
10SP	MIPU	KACP	58028 NASHUA-5 161 to 59255 LAKE RD5 161 CKT 1	172	70.5	130.7	11.5	56772 STRANGR7 345 to 57982 IATAN 7 345 CKT 1	900	Relieved due to new Iatan - Nashua 345kV line addition	
10SP	KACP	MIPU	57982 IATAN 7 345 to 59199 ST JOE 3 345 CKT 1	956	67.8	161.3	99.3	56772 STRANGR7 345 to 57982 IATAN 7 345 CKT 1	900	Relieved due to new Iatan - Nashua 345kV line addition	
10SP	KACP	KACP	57969 STILWEL5 161 to 58057 BUCYRUS5 161 CKT 1	224	74.1	101.1	6.7	57966 WGARDNR5 161 to 58077 SRICHLN5 161 CKT 1	862	Rebuild Stilwell line terminal so transmission line rating can be increased to conductor limits.	\$ 6,000
10SP	KACP	KACP	57968 STILWEL7 345 WND 1 STLWL 11 11	605	89.5	100.1	7.1	STILWEL7 345 to 57969 STILWEL5 161 to 58048 STIL T2213.8 C	900	Relieved due to new Iatan - Nashua 345kV line addition	
10WP	KACP	MIPU	57982 IATAN 7 345 to 59199 ST JOE 3 345 CKT 1	956	55.2	104.6	52.4	56772 STRANGR7 345 to 57977 CRAIG 7 345 CKT 1	900	Relieved due to new Iatan - Nashua 345kV line addition	
10WP	WERE	KACP	56772 STRANGR7 345 to 57982 IATAN 7 345 CKT 1	1195	55.9	130.7	99.2	57982 IATAN 7 345 to 59199 ST JOE 3 345 CKT 1	900	Relieved due to new Iatan - Nashua 345kV line addition	
Total Estimated Cost											\$ 706,000

Table 2.2 - Non-SPP Facility Overloads Caused or Impacted by 900 MW Request

Southwest Power Pool
System Impact Study

Study Case	From Area	To Area	Monitored Branch Over 100% Rate B	Rate <MVA>	BC % Loading	TC % Loading	%TDF	Outaged Branch Causing Overload	Solution
05AP	KACP	MIPU	57982 IATAN 7 345 to 59199 ST JOE 3 345 CKT 1	956	45.1	137.5	98.1	56772 STRANGR7 345 to 57982 IATAN 7 345 CKT 1	Relieved due to new latan - Nashua 345kV line addition
07SP	KACP	MIPU	57982 IATAN 7 345 to 59199 ST JOE 3 345 CKT 1	956	67.9	161.2	99.2	56772 STRANGR7 345 to 57982 IATAN 7 345 CKT 1	Relieved due to new latan - Nashua 345kV line addition
07SP	KACP	MIPU	57982 IATAN 7 345 to 59199 ST JOE 3 345 CKT 1	956	49.8	101.8	55.2	56772 STRANGR7 345 to 57977 CRAIG 7 345 CKT 1	Relieved due to new latan - Nashua 345kV line addition
07WP	KACP	MIPU	57982 IATAN 7 345 to 59199 ST JOE 3 345 CKT 1	956	66.7	159.6	98.7	56772 STRANGR7 345 to 57982 IATAN 7 345 CKT 1	Relieved due to new latan - Nashua 345kV line addition
07WP	KACP	MIPU	57982 IATAN 7 345 to 59199 ST JOE 3 345 CKT 1	956	54.9	104.4	52.6	56772 STRANGR7 345 to 57977 CRAIG 7 345 CKT 1	Relieved due to new latan - Nashua 345kV line addition
10SP	KACP	MIPU	57982 IATAN 7 345 to 59199 ST JOE 3 345 CKT 1	956	67.8	161.3	99.3	56772 STRANGR7 345 to 57982 IATAN 7 345 CKT 1	Relieved due to new latan - Nashua 345kV line addition
10WP	KACP	MIPU	57982 IATAN 7 345 to 59199 ST JOE 3 345 CKT 1	956	55.2	104.6	52.4	56772 STRANGR7 345 to 57977 CRAIG 7 345 CKT 1	Relieved due to new latan - Nashua 345kV line addition